



Weekly Flu Surveillance Report

Week 02 - January 5th - January 11th, 2025

Disclaimer

Most cases of influenza are not reportable in the state of Texas, thus the data in this report was collected from hospitals, clinics, and schools throughout the region who have agreed to voluntarily submit data.

Definitions

ILI: Influenza-Like Illness. This is an illness that resembles the flu, but has not been confirmed. **Rapid:** These tests are typically done in-house to quickly test for influenza. **PCR:** These tests are generally more precise than rapid tests and are performed at the DSHS state lab and many commercial labs to confirm a case of influenza.

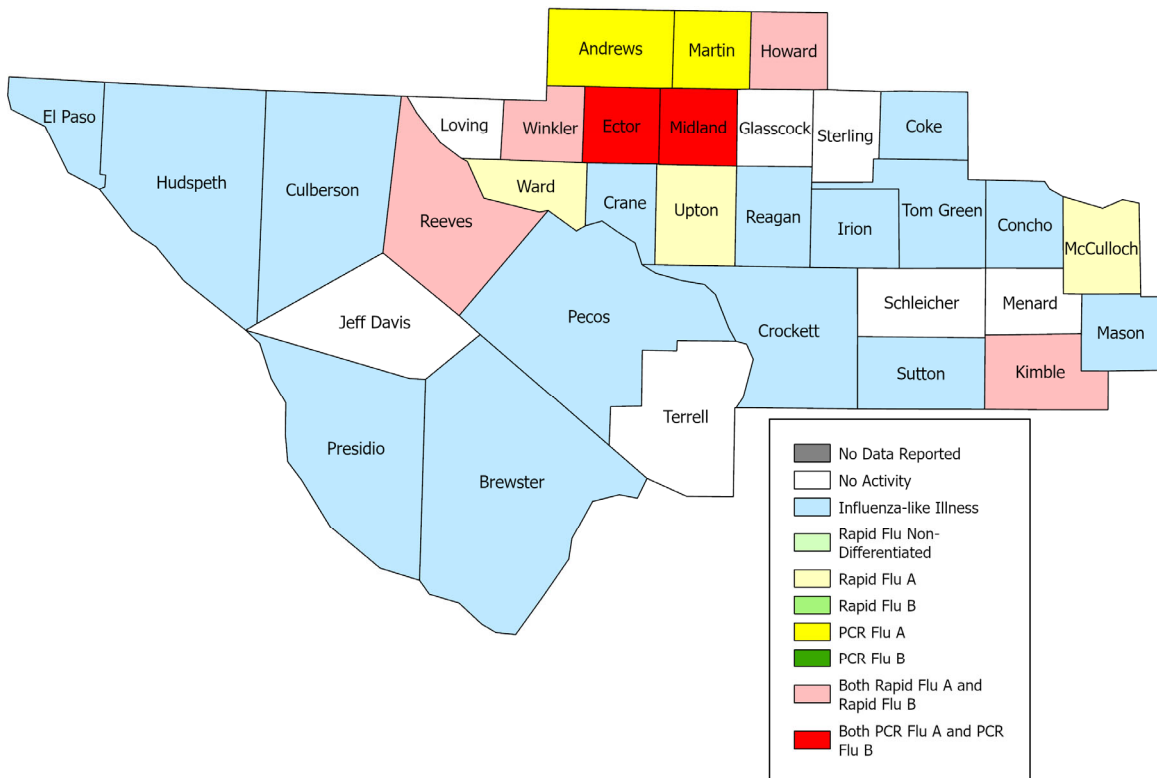
Summary Data

Condition	Week 02	Week 01	Week 52
Number of Counties Reporting (36 total)	↑ 36	35	36
Number of Counties Reporting ILI	→ 23	23	23
Number of Counties Reporting High Levels of ILI*	↓ 9	11	12
Number of Counties Reporting Flu A	↑ 11	10	10
Number of Counties Reporting Flu B	↓ 0	6	2
Number of Counties Reporting Flu A & Flu B	↓ 0	5	2

The arrows represent changes from the previous week. A sideways arrow means there was no change in that condition.

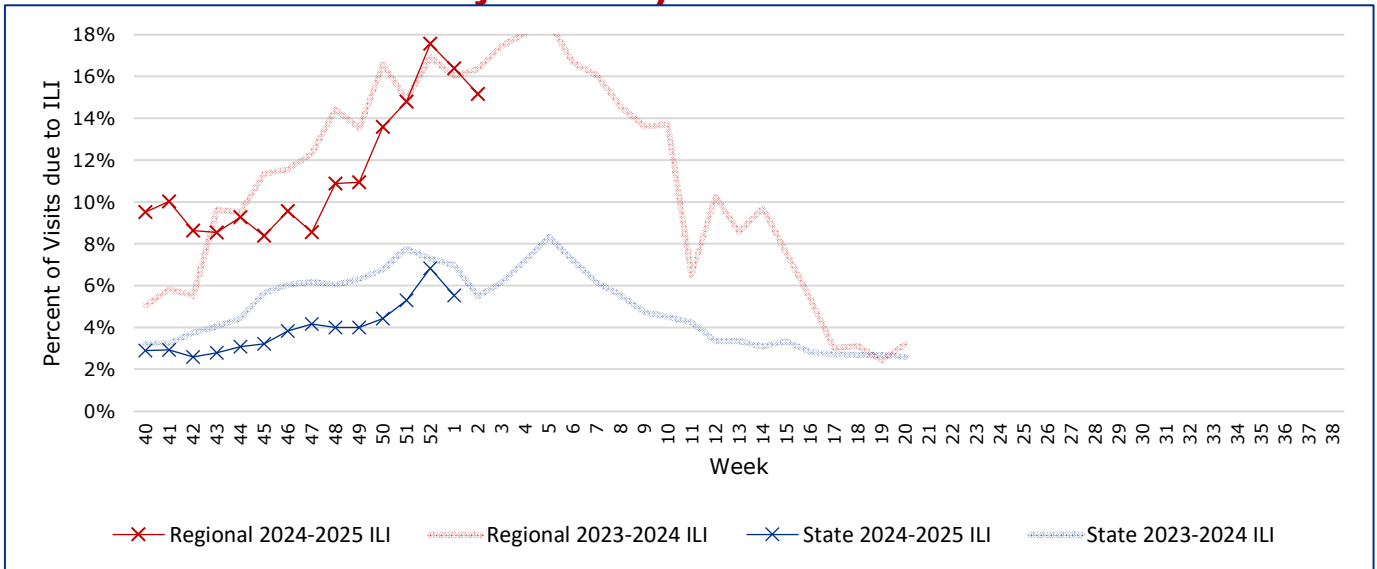
*Counties with total percent of visits due to ILI above 4.0% for the week are considered to have high/abnormal levels.

Map of Regional Flu Activity



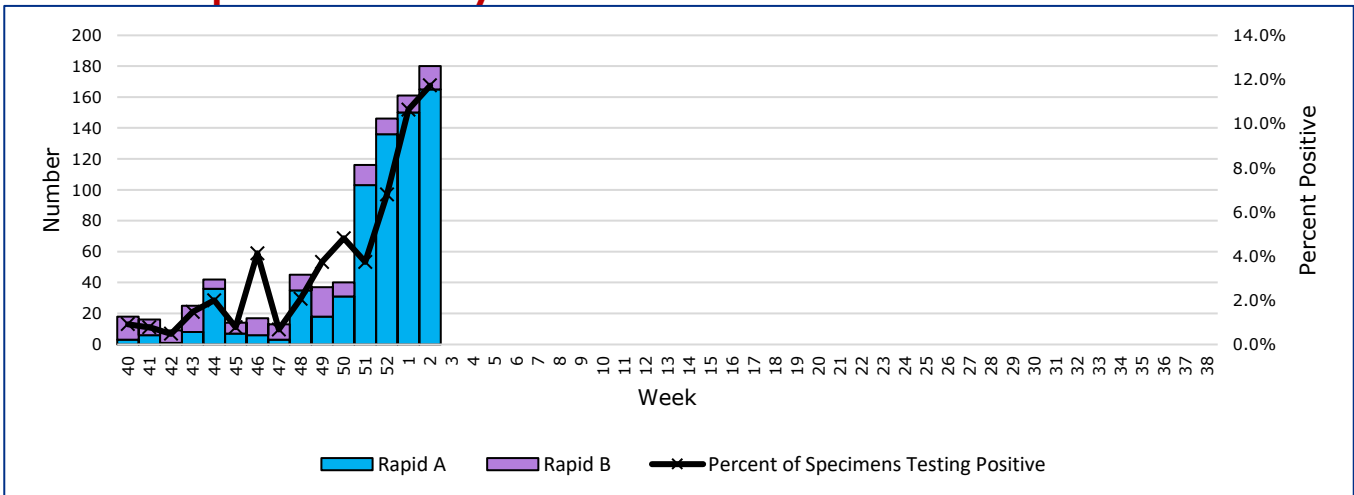
The map above depicts the previous week's reports of flu or influenza-like illness activity in each county. The legend on the bottom right of the map describes the meaning of each color.

Influenza-Like Illness Projections by Week



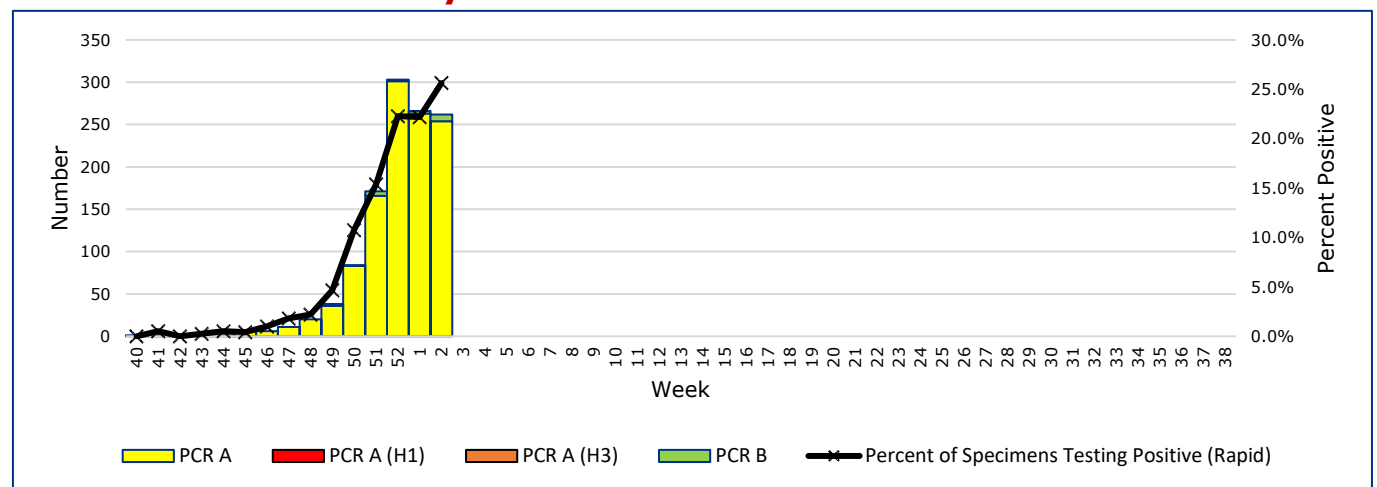
This chart documents the percentage of patient visits that were due to ILI at hospitals and clinics around the region, excluding confirmed COVID cases. It compares our region's data with the state's data and also compares to last flu season.

Positive Rapid Flu Tests by Week



This chart documents the number of rapid tests that have come back positive for flu A and flu B each week throughout the region.

Positive PCR Flu Tests by Week

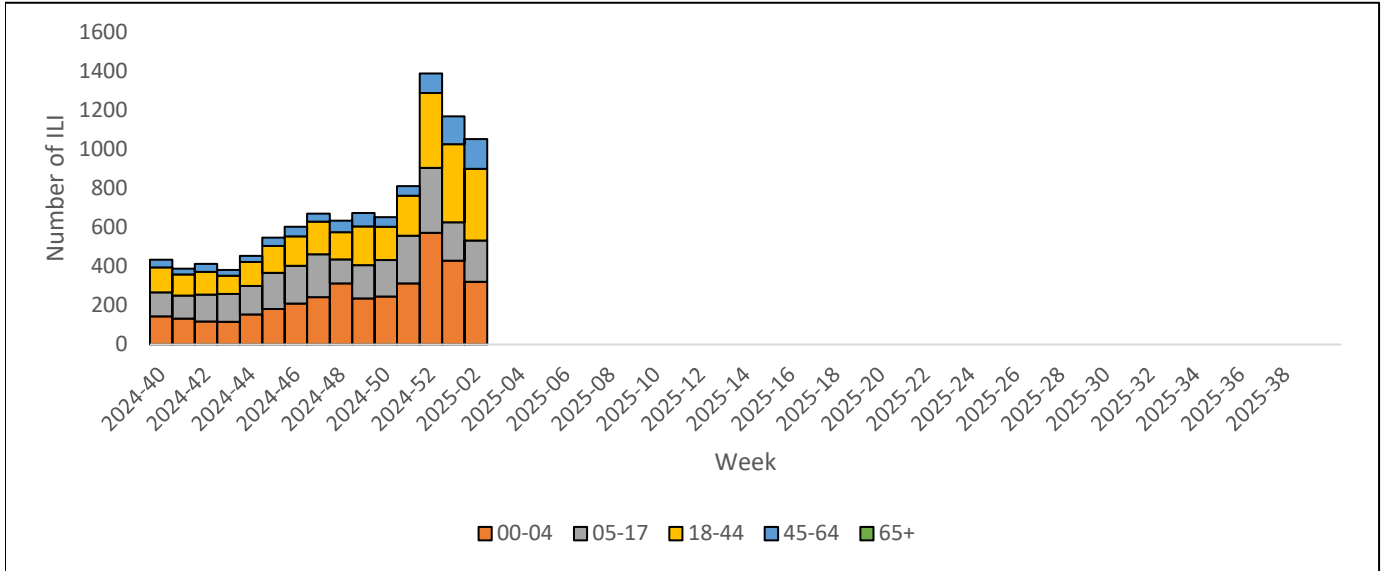


This chart documents the number of PCR tests that have come back positive for flu A and flu B each week throughout the region.

Flu Data by County

County	Week 02				Week 01				Week 52			
	Patient Visits	% with ILI	Flu A	Flu B	Patient Visits	% with ILI	Flu A	Flu B	Patient Visits	% with ILI	Flu A	Flu B
Andrews	702	3%	18	0	573	23%	17	0	499	24%	13	0
Borden	2	0%	0	0	2	0%	0	0	4	0%	0	0
Brewster	81	0%	0	0	108	0%	0	0	78	0%	0	0
Coke	32	0%	0	0	12	0%	0	0	24	0%	0	0
Concho	25	0%	0	0	39	0%	0	0	43	0%	0	0
Crane	23	0%	0	0	37	0%	0	0	38	0%	0	0
Crockett	11	0%	0	0	30	0%	0	0	17	0%	0	0
Culberson	5	0%	0	0	8	0%	0	0	10	0%	0	0
Dawson	137	0%	0	0	185	0%	0	0	167	0%	0	0
Ector	5191	37%	173	17	5315	41%	189	8	4858	47%	187	10
El Paso	6961	0%	0	0	8022	0%	0	0	7628	0%	0	0
Gaines	82	0%	0	0	161	0%	0	0	191	0%	0	0
Glasscock	1	0%	0	0	4	0%	0	0	4	0%	0	0
Howard	677	23%	18	1	676	28%	20	3	565	26%	18	2
Hudspeth	14	0%	0	0	17	0%	0	0	18	0%	0	0
Irion	13	0%	0	0	24	0%	0	0	6	0%	0	0
Jeff Davis	11	0%	0	0	17	0%	0	0	12	0%	0	0
Kimble	115	10%	2	1	136	9%	0	1	7	0%	0	0
Loving	2	0%	0	0	0		0	0	3	0%	0	0
McCulloch	257	13%	2	0	274	11%	3	0	223	14%	5	0
Martin	194	9%	3	0	221	14%	3	0	157	13%	4	0
Mason	40	0%	0	0	57	0%	0	0	48	0%	0	0
Menard	12	0%	0	0	18	0%	0	0	21	0%	0	0
Midland	3874	14%	126	1	3103	18%	131	2	3309	19%	153	0
Pecos	165	3%	0	0	148	5%	0	0	167	2%	0	0
Presidio	72	3%	0	0	32	0%	0	0	30	0%	0	0
Reagan	18	0%	0	0	31	0%	0	0	27	0%	0	0
Reeves	1018	7%	35	1	818	7%	22	0	728	8%	25	0
Schleicher	7	0%	0	0	7	0%	0	0	15	0%	0	0
Sterling	10	0%	0	0	7	0%	0	0	10	0%	0	0
Sutton	28	0%	0	0	32	0%	0	0	36	0%	0	0
Terrell	6	0%	0	0	2	0%	0	0	8	0%	0	0
Tom Green	1186	0%	0	0	1296	0%	0	0	1354	0%	0	0
Upton	132	28%	5	0	131	38%	12	0	115	22%	4	0
Ward	863	44%	25	0	748	41%	9	0	575	47%	9	0
Winkler	355	21%	12	2	363	14%	7	0	334	26%	19	0
Total	22322	14.8%	419	23	22654	16.1%	413	14	21329	17.3%	437	12

ILI by Age Group



This chart documents the number of ILI admissions in hospitals around the region by age group from syndromic surveillance data. It excludes ILI with a confirmed COVID-19 discharge diagnosis.

Flu-Associated Pediatric Deaths & Outbreaks

One flu-associated pediatric death has been reported in PHR 9/10 this flu season. In PHR 9/10, no flu outbreaks have been reported for Week 02.

For a more comprehensive look at respiratory illnesses circulating throughout Texas, please visit: <https://www.dshs.texas.gov/texas-respiratory-virus-surveillance-report> and select the "Current Extended Flu Activity Report"