



Weekly Flu Surveillance Report

Week 49 - December 1st - December 7th, 2024

Disclaimer

Most cases of influenza are not reportable in the state of Texas, thus the data in this report was collected from hospitals, clinics, and schools throughout the region who have agreed to voluntarily submit data.

Definitions

ILI: Influenza-Like Illness. This is an illness that resembles the flu, but has not been confirmed. **Rapid:** These tests are typically done in-house to quickly test for influenza. **PCR:** These tests are generally more precise than rapid tests and are performed at the DSHS state lab and many commercial labs to confirm a case of influenza.

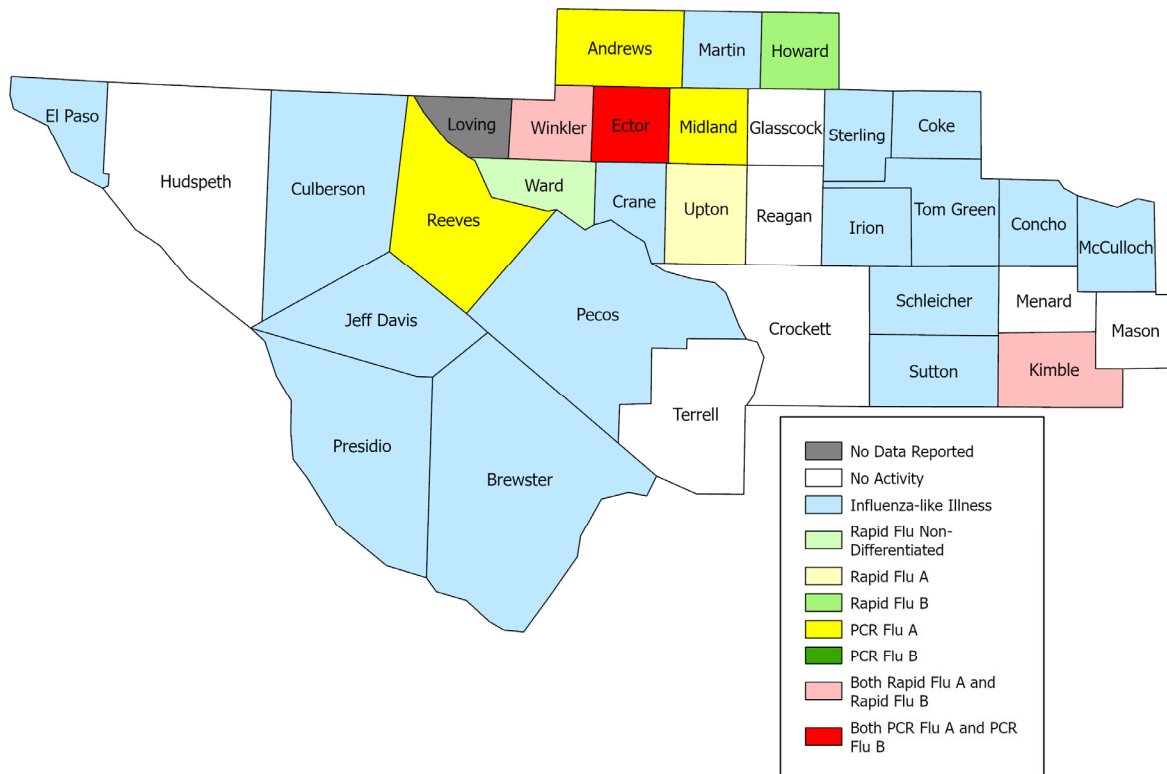
Summary Data

Condition	Week 49	Week 48	Week 47
Number of Counties Reporting (36 total)	↓ 35	36	36
Number of Counties Reporting ILI	↓ 21	25	23
Number of Counties Reporting High Levels of ILI*	↓ 5	18	9
Number of Counties Reporting Flu A	↑ 7	6	5
Number of Counties Reporting Flu B	↑ 4	3	3
Number of Counties Reporting Flu A & Flu B	↑ 3	2	2

The arrows represent changes from the previous week. A sideways arrow means there was no change in that condition.

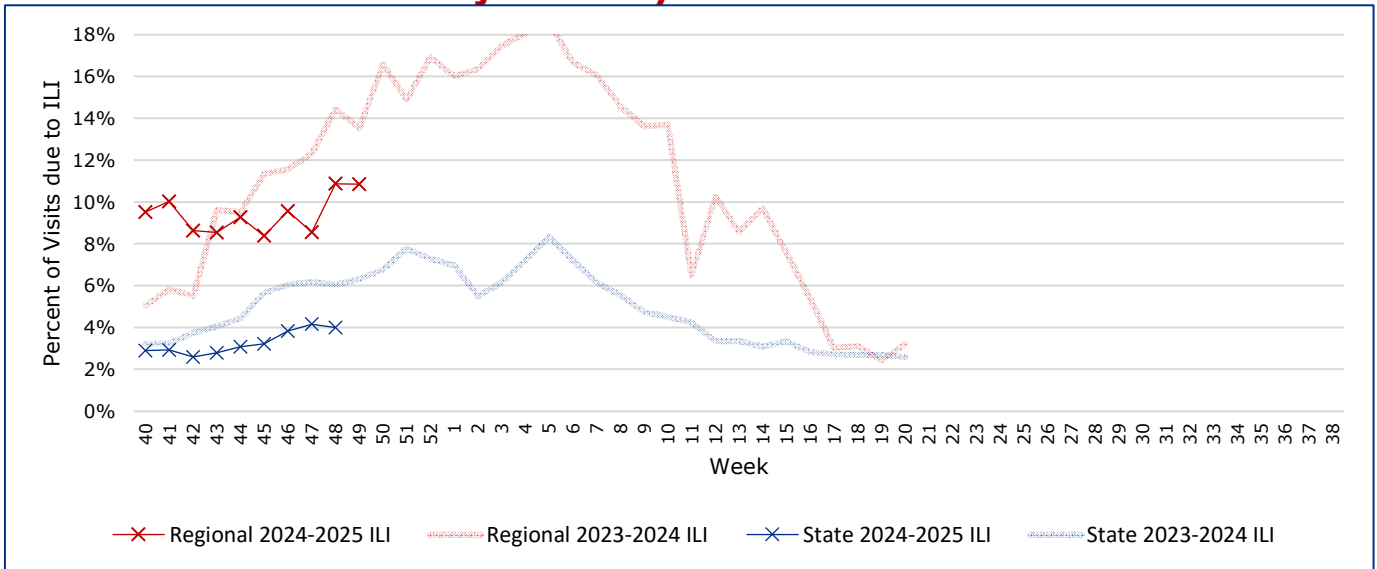
*Counties with total percent of visits due to ILI above 4.0% for the week are considered to have high/abnormal levels.

Map of Regional Flu Activity



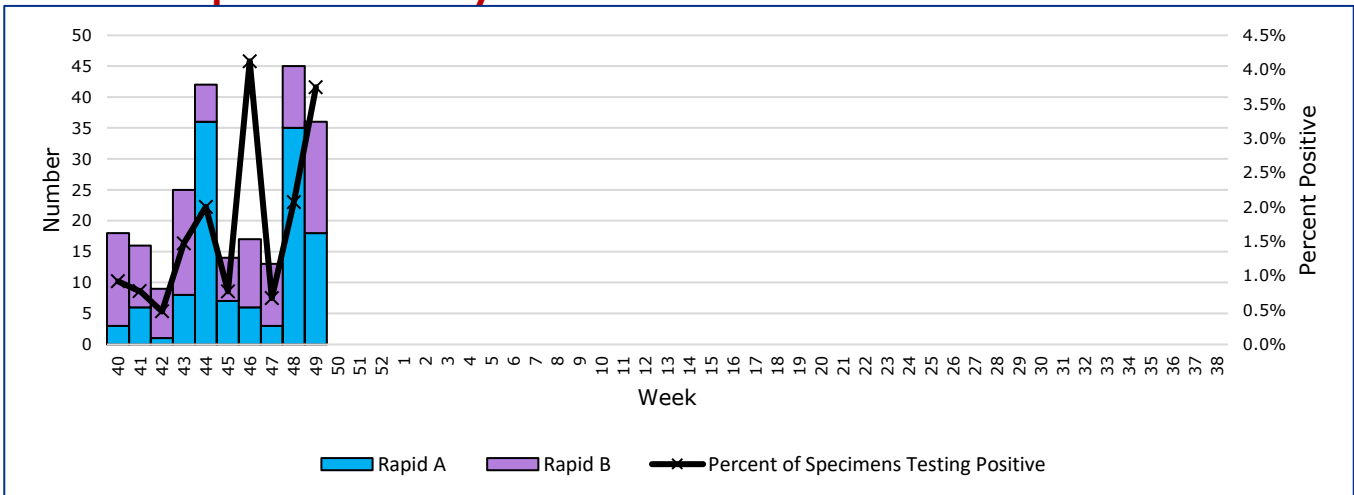
The map above depicts the previous week's reports of flu or influenza-like illness activity in each county. The legend on the bottom right of the map describes the meaning of each color.

Influenza-Like Illness Projections by Week



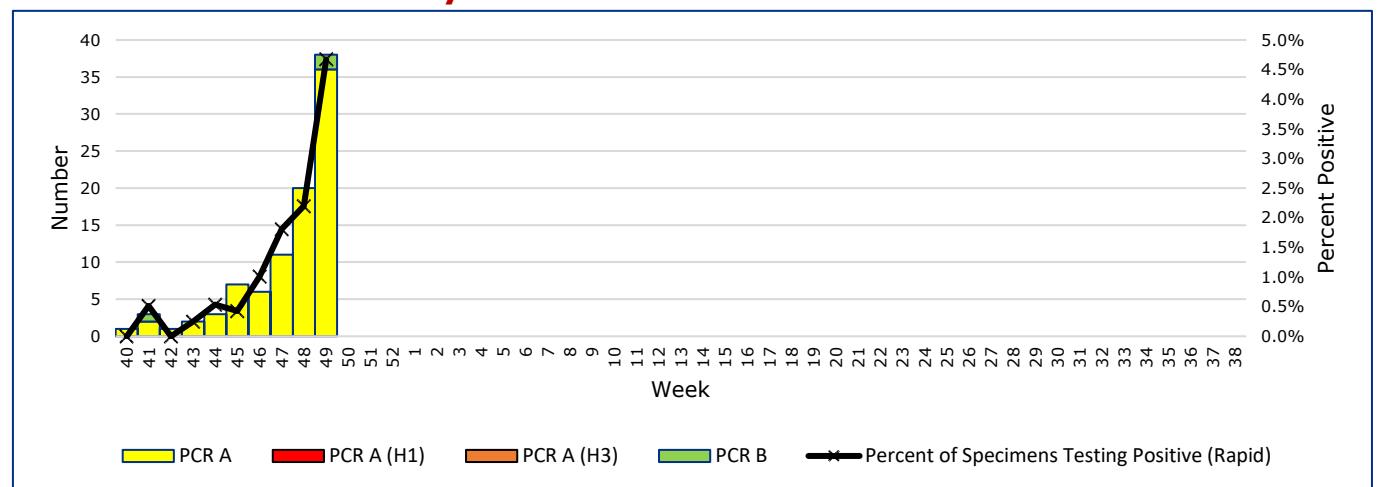
This chart documents the percentage of patient visits that were due to ILI at hospitals and clinics around the region, excluding confirmed COVID cases. It compares our region's data with the state's data and also compares to last flu season.

Positive Rapid Flu Tests by Week



This chart documents the number of rapid tests that have come back positive for flu A and flu B each week throughout the region.

Positive PCR Flu Tests by Week

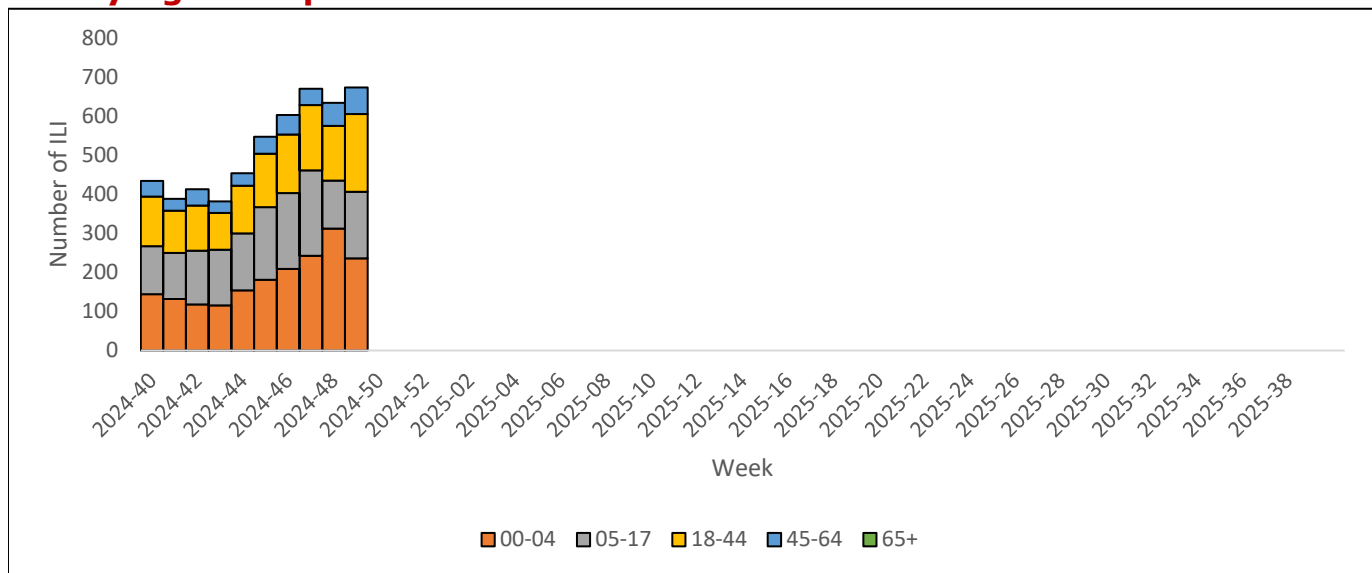


This chart documents the number of PCR tests that have come back positive for flu A and flu B each week throughout the region.

Flu Data by County

County	Week 49				Week 48				Week 47			
	Patient Visits	% with ILI	Flu A	Flu B	Patient Visits	% with ILI	Flu A	Flu B	Patient Visits	% with ILI	Flu A	Flu B
Andrews	734	15%	9	0	523	15%	5	0	612	10%	6	0
Borden	2	0%	0	0	3	0%	0	0	6	0%	0	0
Brewster	96	0%	0	0	83	0%	0	0	84	0%	0	0
Coke	55	0%	0	0	65	0%	0	0	55	0%	0	0
Concho	58	0%	0	0	44	0%	0	0	43	0%	0	0
Crane	41	0%	0	0	27	0%	0	0	33	0%	0	0
Crockett	18	0%	0	0	27	0%	0	0	30	0%	0	0
Culberson	3	0%	0	0	6	0%	0	0	9	0%	0	0
Dawson	150	0%	0	0	146	0%	0	0	143	0%	0	0
Ector	6006	25%	21	16	4656	29%	36	7	5739	21%	3	5
El Paso	6949	0%	0	0	6508	0%	0	0	7022	0%	0	0
Gaines	145	0%	0	0	131	0%	0	0	121	0%	0	0
Glasscock	4	0%	0	0	12	0%	0	0	7	0%	0	0
Howard	922	13%	0	1	752	10%	0	0	901	11%	0	2
Hudspeth	14	0%	0	0	15	0%	0	0	21	0%	0	0
Irion	27	0%	0	0	24	0%	0	0	34	0%	0	0
Jeff Davis	17	0%	0	0	14	0%	0	0	12	0%	0	0
Kimble	126	5%	1	1	103	7%	0	2	13	0%	0	0
Loving	0		0	0	2	0%	0	0	2	0%	0	0
McCulloch	135	0%	0	0	203	8%	0	0	139	0%	0	0
Martin	299	6%	0	0	107	6%	0	0	156	5%	0	0
Mason	42	0%	0	0	24	0%	0	0	37	0%	0	0
Menard	14	0%	0	0	15	0%	0	0	18	0%	0	0
Midland	3157	14%	16	0	2977	13%	5	0	3299	14%	3	0
Pecos	172	3%	0	0	142	4%	0	0	159	3%	0	0
Presidio	75	4%	0	0	38	0%	0	0	23	0%	0	0
Reagan	17	0%	0	0	32	0%	0	0	35	0%	0	0
Reeves	1019	3%	2	0	773	2%	4	0	1113	3%	1	0
Schleicher	14	0%	0	0	16	0%	0	0	19	0%	0	0
Sterling	14	0%	0	0	22	0%	0	0	20	0%	0	0
Sutton	40	0%	0	0	34	0%	0	0	45	0%	0	0
Terrell	4	0%	0	0	4	0%	0	0	2	0%	0	0
Tom Green	2653	0%	0	0	2696	0%	0	0	3063	0%	0	0
Upton	94	18%	1	0	98	17%	1	0	138	16%	0	0
Ward	679	29%	0	0	525	45%	0	0	124	0%	0	0
Winkler	432	22%	4	2	265	25%	4	1	407	22%	1	3
Total	24227	10.8%	54	20	21112	10.7%	55	10	23684	8.4%	14	10

ILI by Age Group



This chart documents the number of ILI admissions in hospitals around the region by age group from syndromic surveillance data. It excludes ILI with a confirmed COVID-19 discharge diagnosis.

Flu-Associated Pediatric Deaths & Outbreaks

No flu-associated pediatric deaths have been reported in PHR 9/10 this flu season. In PHR 9/10, no flu outbreaks have been reported for Week 49.

For a more comprehensive look at respiratory illnesses circulating throughout Texas, please visit: <https://www.dshs.texas.gov/texas-respiratory-virus-surveillance-report> and select the "Current Extended Flu Activity Report"