



Surveillance

En Español



Influenza (Flu)

ICD-9 487; ICD-10 J10,11

Related Topics: [Protecting Yourself During the Cold and Flu Season](#), [Avian Flu](#), [Vaccine Preventable Diseases](#) and [SARS](#)

2008 - 2009 Texas Influenza Surveillance Information

Influenza Surveillance Report for MMWR Week 48

The influenza (flu) activity level for Texas for the week ending November 29, 2008 was "sporadic." Sporadic activity indicates that isolated reports of lab-confirmed influenza along with influenza-like illness have been reported. During week 48, twenty-two (3.8%) specimens tested by NREVSS laboratories in Texas were positive for influenza. The percentage of visits for influenza-like illness as reported by ILINet providers in Texas was below the regional baseline. Flu is occurring in the state at a low level.

Reports from Health Service Regions

Reports were received from all Health Service Regions (HSRs) for week 48. HSR 11 reported a decrease in flu activity compared to week 47; HSRs 1, 7, and 9/10 reported an increase in flu activity compared to week 47. All other HSRs reported the same level of flu activity compared to week 47. For a map of Health Service Regions, please visit the following website:

<http://www.dshs.state.tx.us/regions/state.shtm>

Laboratory Results

During week 48, seven hospital laboratories and public health agencies across Texas reported conducting a total of 577 influenza tests (antigen, culture, and PCR) to the National Respiratory and Enteric Virus Surveillance System (NREVSS) sponsored by the Centers for Disease Control and Prevention (CDC). Of the 523 antigen detection tests that were performed, 15 were positive for influenza A/not subtyped and 3 were positive for influenza B. The positive results were reported from Bell, Bexar, Nueces, and Tarrant counties. One positive PCR result for influenza A/not subtyped was reported from Bell County. A total of 10 reports of culture-confirmed influenza were received for the following counties:

Influenza A/H1	Influenza A/H3	Influenza A/not subtyped	Influenza B
Bell County	(None)	Coryell County	Bell County
Cameron County		Dallas County (2)	Dallas County
		McLennan County	Webb County (2)

Additional positive results from point-of-care rapid flu tests were reported by providers throughout the state (see Texas map below).

Antigenic Characterization

CDC has reported antigenic characterization results from 5 influenza A/H1 isolates received from the DSHS Laboratory since the beginning of the 2008-09 flu season.

Influenza A/H1 [5]

- Five (100%) of the five viruses were characterized as A/Brisbane/59/2007, the influenza A/H1 component of the 2008-09 influenza vaccine for the Northern Hemisphere.

Influenza A/H3 [0]

- The DSHS Lab has not isolated influenza A/H3 from any specimens yet this season.

Influenza B (B/Victoria/02/87 and B/Yamagata/16/88 lineages) [0]

- No influenza B viruses from Texas have been characterized yet this season.

The national antigenic characterization results may be found in the CDC weekly flu report at <http://www.cdc.gov/flu/weekly/>. The DSHS Laboratory sends a representative sample of influenza viruses to the CDC throughout the flu season.

Influenza-Associated Pediatric Mortality

No influenza-associated pediatric fatalities were reported during week 48.

School Closures and Institutional Outbreaks

No school closures or institutional outbreaks were reported during week 48.

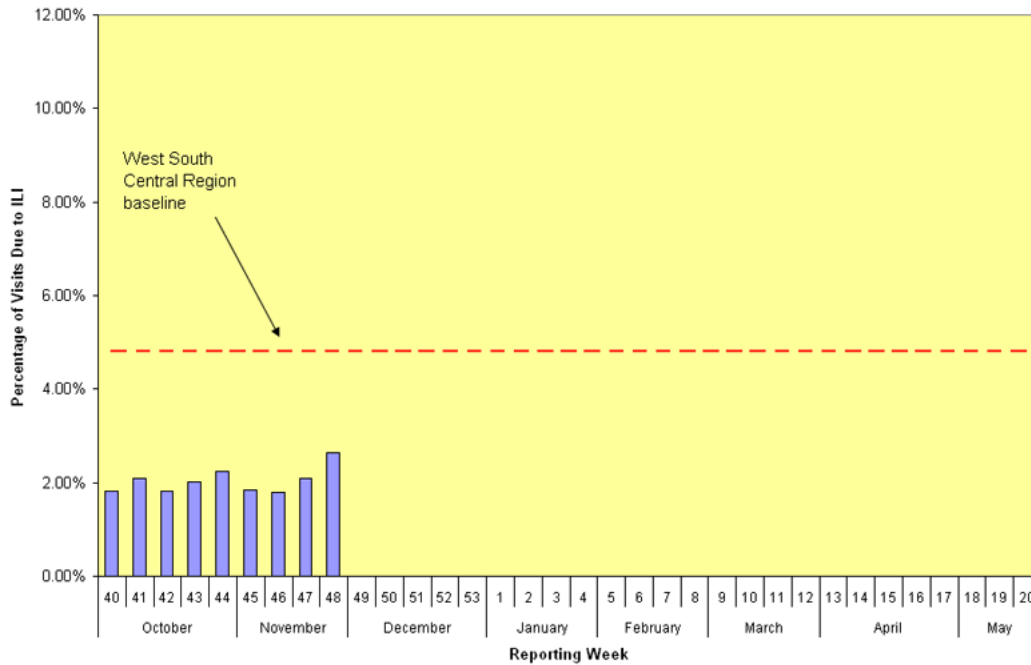
U.S. Outpatient Influenza-like Illness Surveillance Network

Sixty-seven sentinel providers in Texas reported data to the U.S. Outpatient Influenza-like Illness Surveillance Network (ILINet) (formerly known as the U.S. Influenza Sentinel Provider Surveillance System) on patients with influenza-like illness (ILI) and total patients seen for any reason during week 48. Of the 65 providers who reported seeing patients during this week, 32 (49%) saw at least one patient with ILI. Of all patient visits during this week, 2.65% were due to ILI. The ILI baseline for the West South Central Region (Arkansas, Louisiana, Oklahoma, and Texas) of the United States is 4.8% for the 2008-2009 season. The baseline is the mean percentage of patient visits for ILI during non-influenza weeks for the previous three seasons plus two standard deviations.

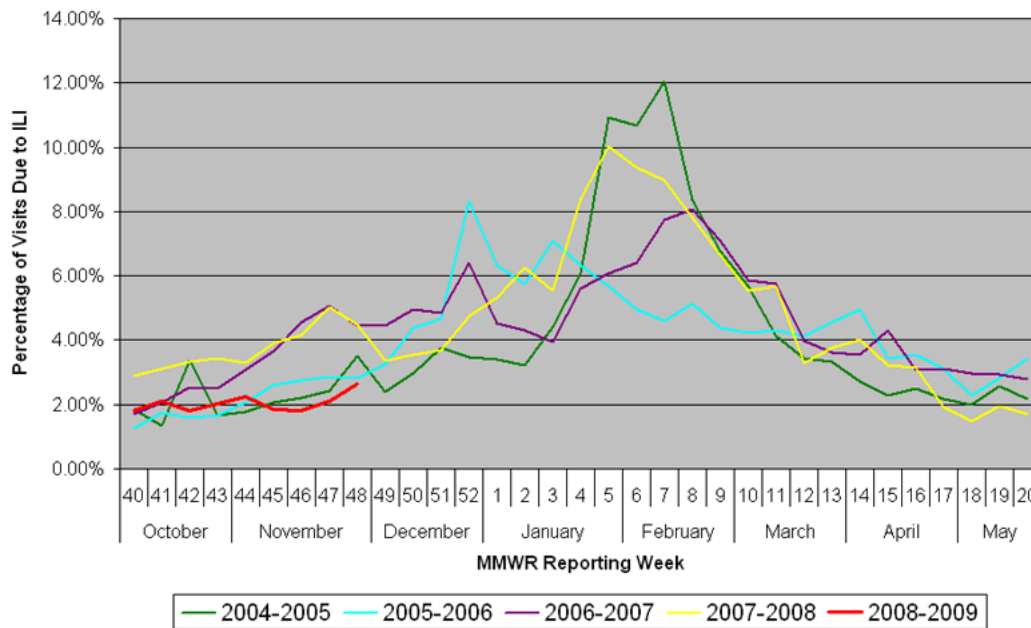
Week	# Reporting	Age 0-4	Age 5-24	Age 25-64	Age over 64	Total ILI	Total Patients	% ILI
2008-40	77	84	133	127	22	366	20231	1.81
2008-41	77	114	163	124	19	420	20000	2.10
2008-42	78	105	156	90	7	358	19658	1.82
2008-43	78	120	152	106	20	398	19654	2.03

2008-44	79	134	199	103	26	462	20653	2.24
2008-45	77	109	111	122	27	369	20081	1.84
2008-46	72	109	106	103	23	341	19015	1.79
2008-47	70	121	141	122	19	403	19157	2.10
2008-48	67	96	115	122	37	370	13964	2.65

Percentage of Visits Due to Influenza-Like Illness (ILI),
Texas Providers in the U.S. Outpatient Influenza-like Illness Surveillance Network,
2008–2009

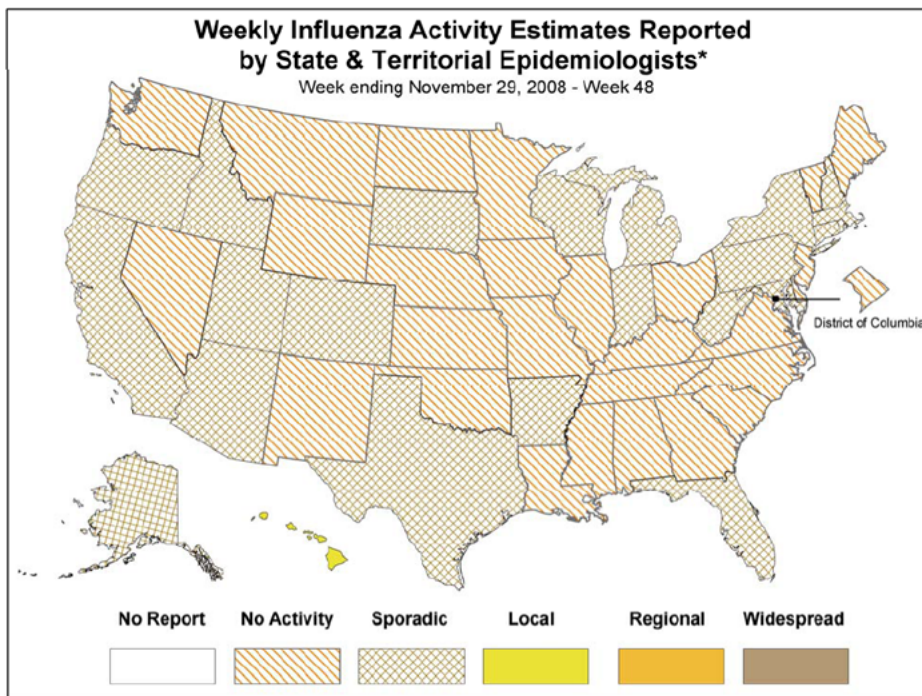


Influenza-Like Illness (ILI) Data
Texas Providers in the U.S. Outpatient Influenza-like Illness Surveillance Network
Flu Seasons 2004–2009



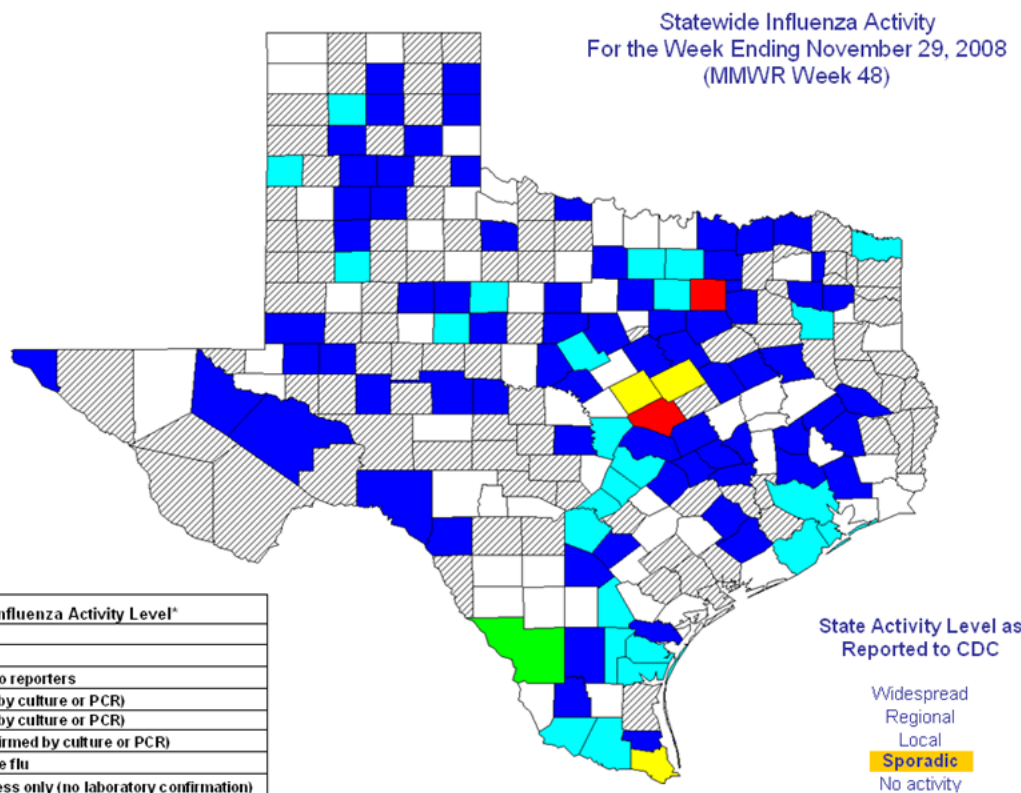
National Influenza Activity Map

The map showing influenza activity in the United States for MMWR week 48 is displayed below. The current U.S. flu weekly report may be found at: [here](#).



*This map indicates geographic spread and does not measure the severity of influenza activity.

For more information on flu surveillance activities in the State of Texas, please visit our main surveillance page.



*Influenza activity level corresponds to current MMWR week only and does not reflect previous weeks' activity.

Last Updated: Friday, December 05, 2008

Texas Department of State Health Services - Infectious Disease Control Unit
1100 West 49th Street, Suite T801, Mail Code: 1960 PO BOX 149347 - Austin, TX 78714-9347
(512) 458-7676 - Fax: (512) 458-7616 - E-Mail

[Topics A-Z / Site Map](#)