

Surveillance

En Español



Influenza

(Flu)

ICD-9 487; ICD-10 J10,11

Related Topics: [Protecting Yourself During the Cold and Flu Season](#), [Avian Flu](#), [Vaccine Preventable Diseases](#) and [SARS](#)**2008 - 2009 Texas Influenza Surveillance Information****Influenza Surveillance Report for MMWR Week 45**

The influenza (flu) activity level for Texas for the week ending November 8, 2008 was "sporadic." Sporadic activity indicates that isolated reports of lab-confirmed influenza along with influenza-like illness have been reported. During week 45, fourteen (1.8%) specimens tested by NREVSS laboratories in Texas were positive for influenza. Flu is occurring in the state at a very low level.

Reports from Health Service Regions

Reports were received from all Health Service Regions (HSRs) for week 45. HSRs 1 and 11 reported an increase in flu activity compared to week 44; all other HSRs reported the same level of flu activity compared to week 44. For a map of Health Service Regions, please visit the following website:

<http://www.dshs.state.tx.us/regions/state.shtm>

Laboratory Results

During week 45, fourteen hospital laboratories and public health agencies across Texas reported conducting a total of 796 influenza tests (antigen, culture, and PCR) to the National Respiratory and Enteric Virus Surveillance System (NREVSS) sponsored by the Centers for Disease Control and Prevention (CDC). Of the 693 antigen detection tests that were performed, four were positive for influenza A/not subtyped and seven were positive for influenza B. The positive results were reported by hospitals in Bexar, Harris, Lubbock, and Nueces counties. No positive PCR results were reported. A total of four reports of culture-confirmed influenza were received from the Texas Department of State Health Services Laboratory and ARUP Laboratories for the following counties:

Influenza A/H1	Influenza A/H3	Influenza A/not subtyped	Influenza B
Cameron County	(None)	(None)	Comal County
Kleberg County			
Starr County			

Additional positive results from point-of-care rapid flu tests were reported by providers throughout the state (see Texas map below).

Influenza-Associated Pediatric Mortality

No influenza-associated pediatric fatalities were reported during week 45.

School Closures and Institutional Outbreaks

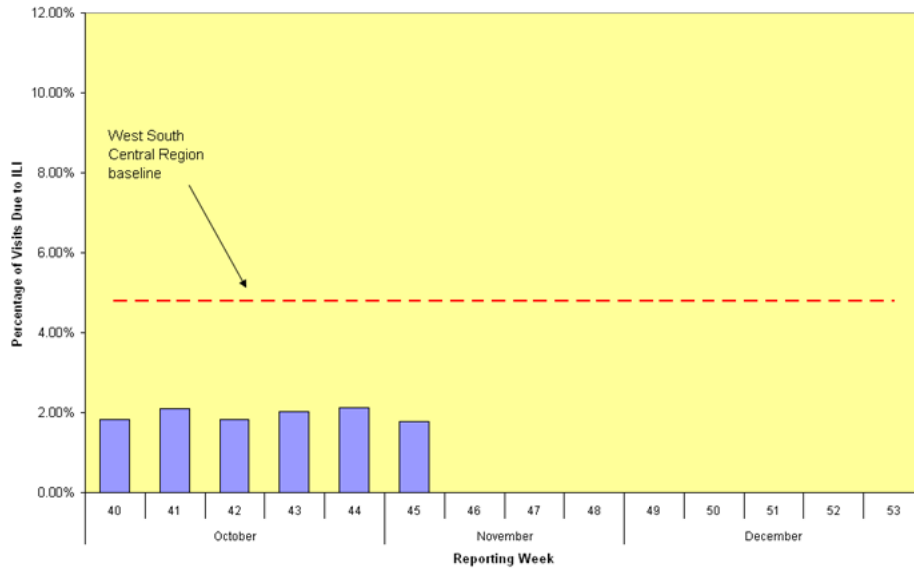
No school closures or institutional outbreaks were reported during week 45.

U.S. Outpatient Influenza-like Illness Surveillance Network

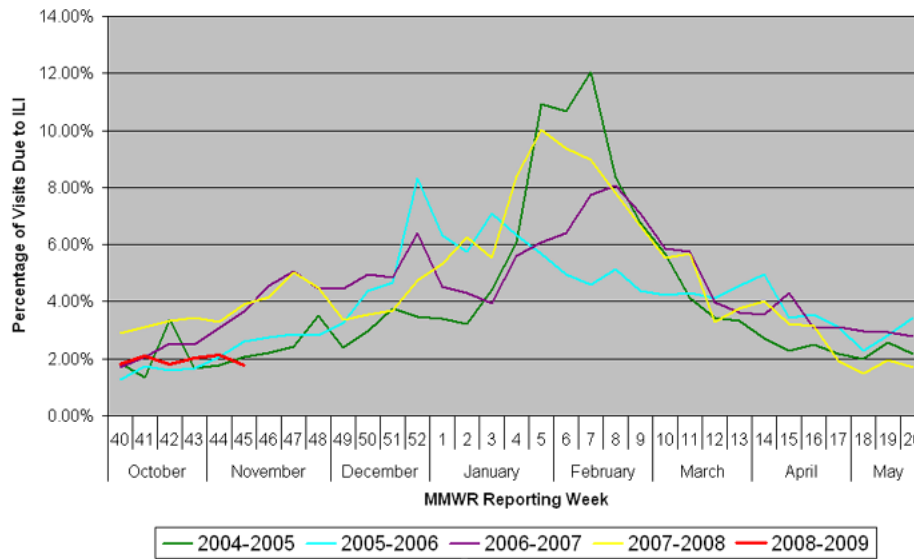
Fifty-six sentinel providers in Texas reported data to the U.S. Outpatient Influenza-like Illness Surveillance Network (ILINet) (formerly known as the U.S. Influenza Sentinel Provider Surveillance System) on patients with influenza-like illness (ILI) and total patients seen for any reason during week 45. Twenty-four (43%) of these providers saw at least one patient with ILI. Of all patient visits during this week, 1.77% were due to ILI. The ILI baseline for the West South Central Region (Arkansas, Louisiana, Oklahoma, and Texas) of the United States is 4.8% for the 2008-2009 season. The baseline is the mean percentage of patient visits for ILI during non-influenza weeks for the previous three seasons plus two standard deviations.

Percentage of Influenza-Like Illness (ILI) Reported by Sentinel Providers in Texas as of 11/18/2008 2:44:51 PM								
Week	# Reporting	Age 0-4	Age 5-24	Age 25-64	Age over 64	Total ILI	Total Patients	% ILI
2008-40	76	84	133	127	22	366	20050	1.83
2008-41	77	114	163	124	19	420	20000	2.10
2008-42	78	105	156	90	7	358	19658	1.82
2008-43	78	120	152	106	20	398	19654	2.03
2008-44	77	119	186	103	26	434	20430	2.12
2008-45	56	67	87	109	18	281	15897	1.77

Percentage of Visits Due to Influenza-Like Illness (ILI),
Texas Providers in the U.S. Outpatient Influenza-like Illness Surveillance Network,
2008-2009



Influenza-Like Illness (ILI) Data
Texas Providers in the U.S. Outpatient Influenza-like Illness Surveillance Network
Flu Seasons 2004-2009

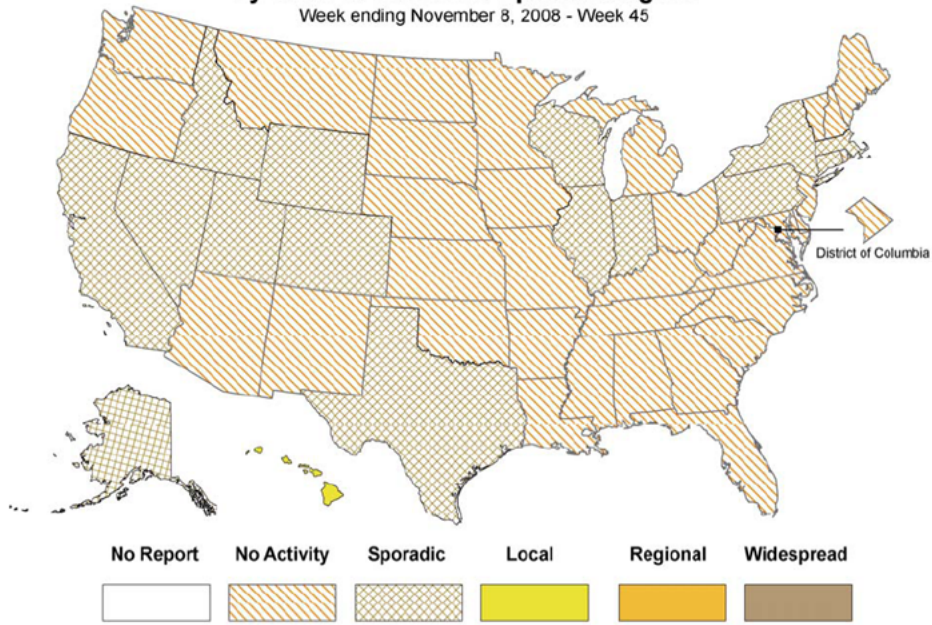


National Influenza Activity Map

The map showing influenza activity in the United States for MMWR week 45 is displayed below. The current U.S. flu weekly report may be found at: [here](#).

Weekly Influenza Activity Estimates Reported by State & Territorial Epidemiologists*

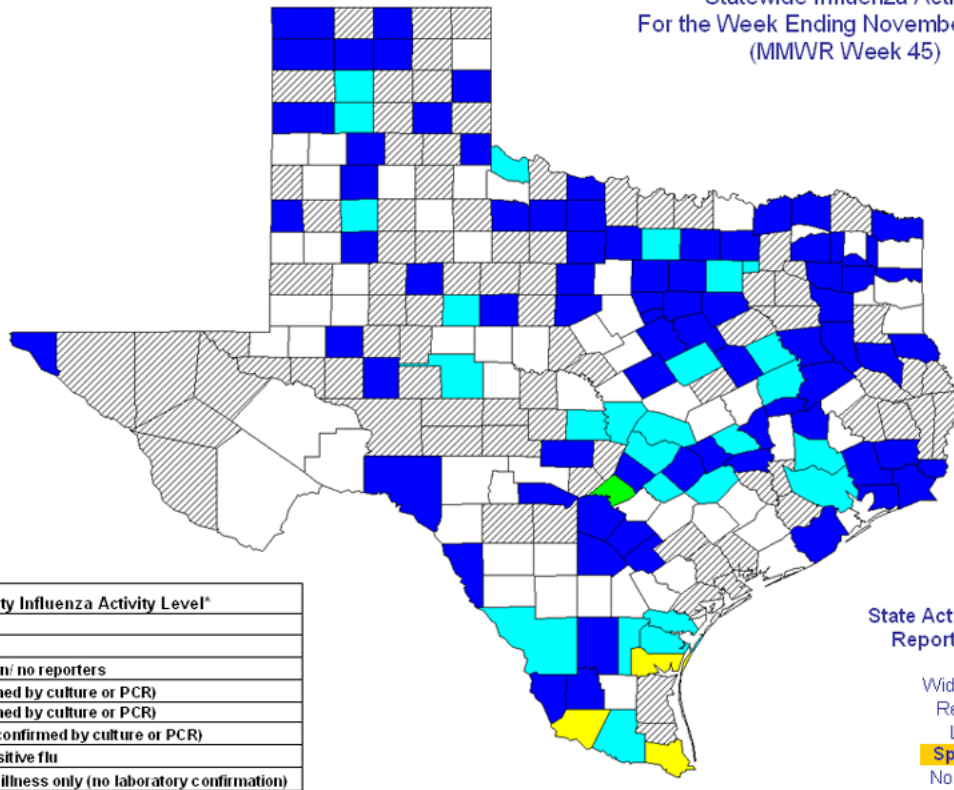
Week ending November 8, 2008 - Week 45



*This map indicates geographic spread and does not measure the severity of influenza activity.

For more information on flu surveillance activities in the State of Texas, please visit our main surveillance page.

Statewide Influenza Activity For the Week Ending November 8, 2008 (MMWR Week 45)



*Influenza activity level corresponds to current MMWR week only and does not reflect previous weeks' activity.

Last Updated: Tuesday, November 18, 2008

Texas Department of State Health Services - Infectious Disease Control Unit
1100 West 49th Street, Suite T801, Mail Code: 1960 PO BOX 149347 - Austin, TX 78714-9347
(512) 458-7676 - Fax: (512) 458-7616 - E-Mail

Topics A-Z / Site Map