

Surveillance

[En Español](#)

 Influenza
(Flu)

ICD-9 487; ICD-10 J10,11

 Related Topics: [Protecting Yourself During the Cold and Flu Season](#), [Avian Flu](#), [Vaccine Preventable Diseases](#) and [SARS](#)

2008 - 2009 Texas Influenza Surveillance Information

Influenza Surveillance Report for MMWR Week 20

The influenza (flu) activity level for Texas for the week ending May 23, 2009 was "regional." During week 20, 16 (4.8%) specimens tested by NREVSS laboratories in Texas were positive for influenza. The percentage of visits for influenza-like illness as reported by ILINet providers in Texas was below the regional baseline.

Reports from Health Service Regions

Reports were received from all Health Service Regions (HSRs) for week 20. HSRs 1, 7, and 8 reported the same level of flu activity compared to week 19. All other HSRs reported a decreased level of flu activity compared to week 19. For a map of Health Service Regions, please visit the following website:

<http://www.dshs.state.tx.us/regions/state.shtm>

Laboratory Results

During week 20, five hospital laboratories and public health agencies across Texas reported conducting a total of 336 influenza tests (antigen, culture, and PCR) to the National Respiratory and Enteric Virus Surveillance System (NREVSS) sponsored by the Centers for Disease Control and Prevention (CDC). Of the 246 antigen detection tests that were performed, 9 were positive for influenza A/not subtyped and 1 was positive for influenza B. The positive results were reported from Collin, Dallas, Lubbock, and Nueces counties.

A total of 27 reports of PCR- or culture-confirmed seasonal influenza were received from public health laboratories, Scott & White Memorial Hospital in Temple, Texas Children's Hospital in Houston, NREVSS, the United States Air Force School of Aerospace Medicine (USAFSAM), and other sources for the following counties during week 20 (May 17-May 23):

Influenza A/H1 (seasonal) (none)	Influenza A/H3 Williamson County	Influenza A/not subtyped Comal County Frio County (3) Galveston County Gonzales County (2) Guadalupe County Harris County (11) Karnes County Travis County (2)	Influenza B Bell County (4)

Positive point-of-care rapid tests for influenza were reported by providers throughout the state (see county map below).

Novel Influenza A Virus Infections

Case investigations are ongoing, and the number of confirmed cases changes frequently. Please see the DSHS website (<http://www.dshs.state.tx.us/swineflu/default.shtm>) and the CDC website (<http://www.cdc.gov/h1n1flu/>) for more information on the current investigation.

Antigenic Characterization

CDC has reported antigenic characterization results from 51 influenza isolates [20 influenza A/H1, 8 influenza A/H3, and 23 influenza B viruses] received from the DSHS Laboratory since the beginning of the 2008-09 flu season.

Influenza A/H1 [20]

- All 20 viruses were characterized as A/Brisbane/59/2007, the influenza A/H1 component of the 2008-09 influenza vaccine for the Northern Hemisphere.

Influenza A/H3 [8]

- All 8 viruses were characterized as A/Brisbane/10/2007, the influenza A/H3 component of the 2008-09 influenza vaccine for the Northern Hemisphere.

Influenza B (B/Victoria/02/87 and B/Yamagata/16/88 lineages) [23]

Victoria lineage [16]

- Sixteen of the influenza B viruses were characterized as belonging to the B/Victoria lineage.

Yamagata lineage [7]

- Seven viruses were characterized as B/Florida/4/2006, the influenza B component for the 2008-09 influenza vaccine for the Northern Hemisphere.

Antiviral Resistance

Since September 28, 2008, 22 seasonal influenza A/H1 isolates, 7 influenza A/H3 isolates, and 21 influenza B isolates from the DSHS laboratory have been tested by CDC for antiviral resistance.

	Isolates Tested (n)	Resistant Viruses, Number (%)		Isolates Tested (n)	Resistant Viruses, Number (%)
		Oseltamivir	Zanamivir		Adamantanes
Influenza A/H1	22	22 (100%)	0 (0)	22	0 (0)
Influenza A/H3	7	0 (0)	0 (0)	7	7 (100%)

Influenza B	21	0 (0)	0 (0)	N/A*	N/A*
-------------	----	-------	-------	------	------

*Adamantanes are not effective against influenza B viruses.

CDC has issued interim recommendations for use of antiviral medications in the 2008-09 influenza season. Those recommendations are available at: <http://www.cdc.gov/flu/professionals/antivirals/index.htm>.

Influenza-Associated Pediatric Mortality

No influenza-associated pediatric fatalities in Texas residents were reported during week 20. Texas has reported eleven influenza-associated pediatric fatalities during the 2008-09 influenza season.

School Closures and Institutional Outbreaks

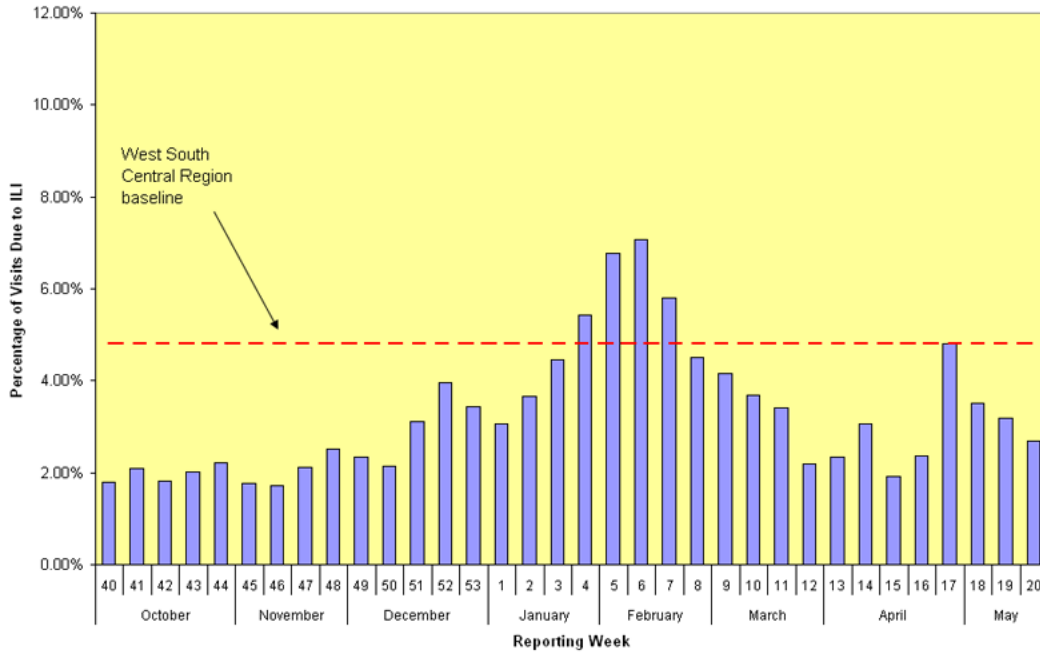
No new school closures were reported for week 20. For more information on school closures, please see <http://ritter.tea.state.tx.us/swineflu/schclosings.html>.

U.S. Outpatient Influenza-like Illness Surveillance Network

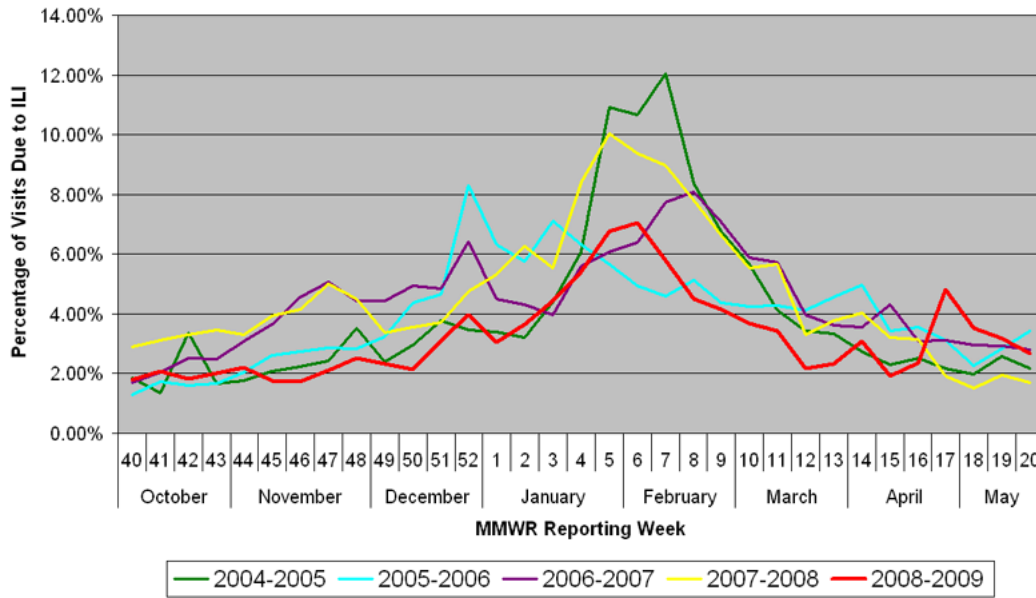
Forty-nine providers in Texas reported data to the U.S. Outpatient Influenza-like Illness Surveillance Network (ILINet) (formerly known as the U.S. Influenza Sentinel Provider Surveillance System) on patients with influenza-like illness (ILI) and total patients seen for any reason during week 20. Of the 48 providers who reported seeing patients during week 20, 23 (48%) providers saw at least one patient with ILI. Of all patient visits during this week, 2.69% were due to ILI. The ILI baseline for the West South Central Region (Arkansas, Louisiana, Oklahoma, and Texas) of the United States is 4.8% for the 2008-2009 season. The baseline is the mean percentage of patient visits for ILI during non-influenza weeks for the previous three seasons plus two standard deviations.

Percentage of Visits for Influenza-Like Illness Reported by the US Outpatient Influenza-Like Illness Surveillance Network (ILINet) in Texas as of 5/29/2009 12:50:07 PM								
Week	# Reporting	Age 0-4	Age 5-24	Age 25-64	Age over 64	Total ILI	Total Patients	% ILI
2008-40	78	84	133	127	22	366	20333	1.80
2008-41	78	114	163	124	19	420	20105	2.09
2008-42	79	107	156	90	7	360	19746	1.82
2008-43	80	120	152	106	20	398	19857	2.00
2008-44	82	136	199	104	26	465	20972	2.22
2008-45	79	110	111	122	27	370	20959	1.77
2008-46	74	110	107	103	23	343	19890	1.72
2008-47	76	137	143	122	19	421	19907	2.11
2008-48	80	132	132	125	37	426	17012	2.50
2008-49	78	143	159	153	24	479	20446	2.34
2008-50	76	133	146	108	28	415	19450	2.13
2008-51	70	172	177	175	24	548	17663	3.10
2008-52	77	194	153	154	34	535	13509	3.96
2008-53	78	176	141	165	46	528	15329	3.44
2009-01	79	162	182	188	38	570	18646	3.06
2009-02	78	178	287	235	41	741	20222	3.66
2009-03	79	174	468	341	43	1026	23058	4.45
2009-04	79	260	679	333	47	1319	24350	5.42
2009-05	74	282	884	467	40	1673	24734	6.76
2009-06	80	301	965	392	59	1717	24320	7.06
2009-07	80	320	816	316	57	1509	26024	5.80
2009-08	74	221	552	283	57	1113	24664	4.51
2009-09	77	194	423	245	71	933	22428	4.16
2009-10	80	221	325	212	77	835	22635	3.69
2009-11	77	167	269	178	58	672	19656	3.42
2009-12	72	109	150	179	18	456	20910	2.18
2009-13	73	114	143	163	16	436	18660	2.34
2009-14	80	158	197	234	51	640	20843	3.07
2009-15	77	92	136	156	23	407	21124	1.93
2009-16	85	131	197	163	28	519	21938	2.37
2009-17	76	260	570	348	44	1222	25406	4.81
2009-18	69	200	361	185	31	777	22130	3.51
2009-19	59	125	252	181	24	582	18324	3.18
2009-20	49	102	234	122	4	462	17183	2.69

Percentage of Visits Due to Influenza-Like Illness (ILI),
Texas Providers in the U.S. Outpatient Influenza-like Illness Surveillance Network,
2008–2009

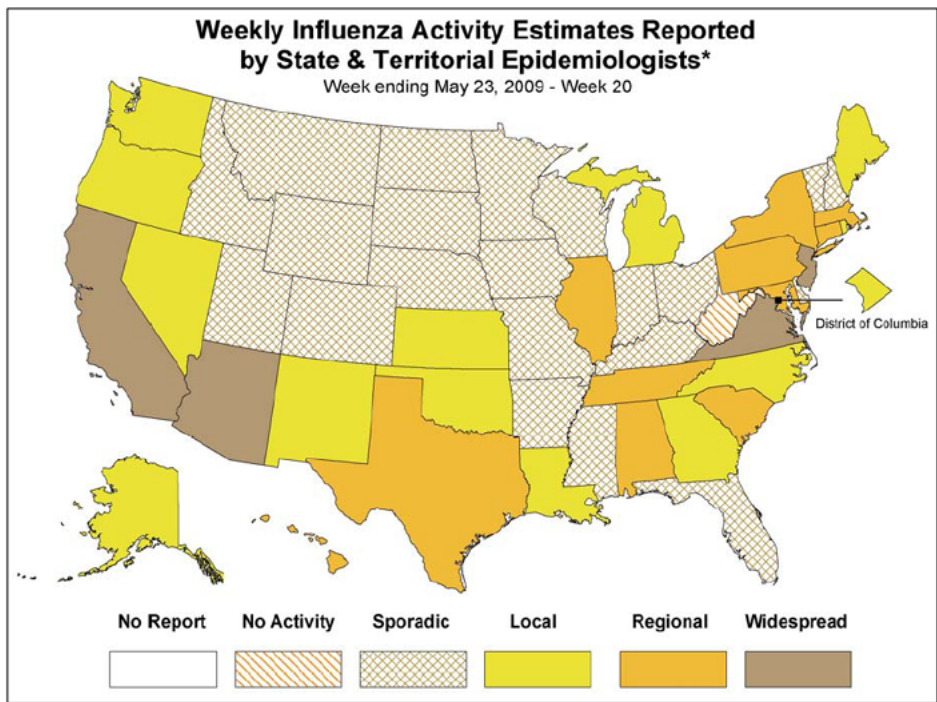


Influenza-Like Illness (ILI) Data
Texas Providers in the U.S. Outpatient Influenza-like Illness Surveillance Network
Flu Seasons 2004–2009



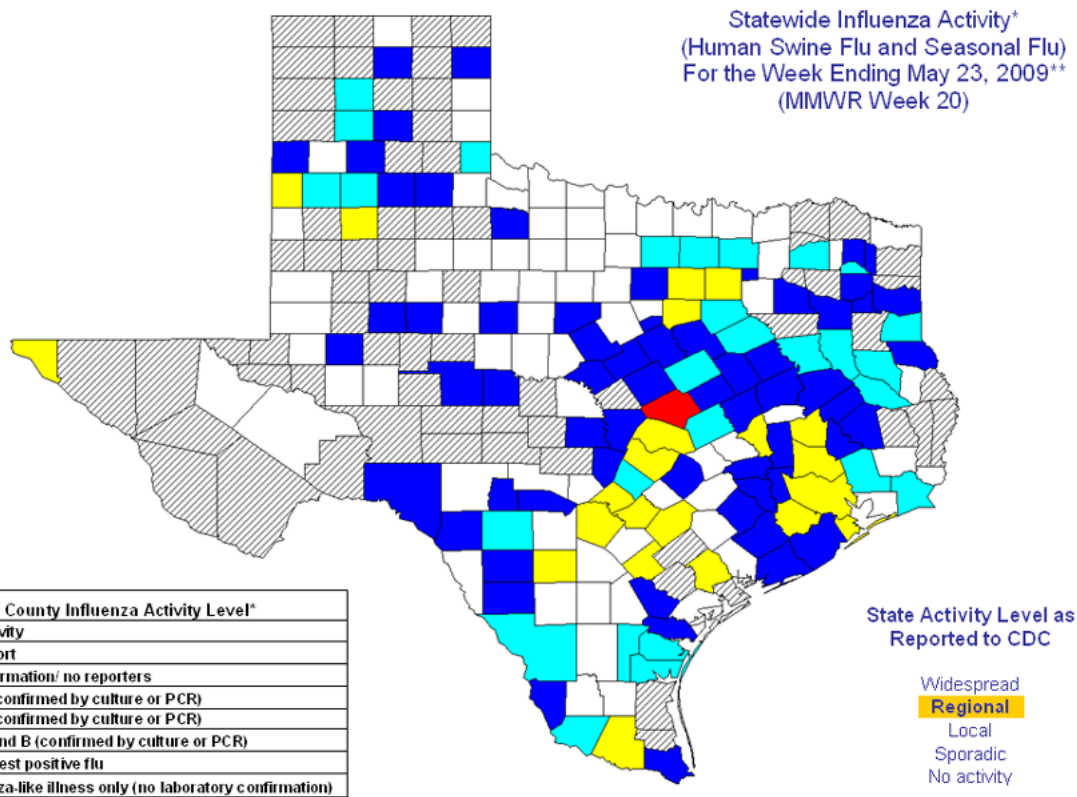
National Influenza Activity Map

The current U.S. flu weekly report may be found at <http://www.cdc.gov/flu/weekly/fluactivity.htm>.



*This map indicates geographic spread and does not measure the severity of influenza activity.

For more information on flu surveillance activities in the State of Texas, please visit our main surveillance page.



*Influenza activity level corresponds to current MMWR week only and does not reflect previous weeks' activity.

Last Updated: Friday, May 29, 2009

Texas Department of State Health Services - Infectious Disease Control Unit
1100 West 49th Street, Suite T801, Mail Code: 1960 PO BOX 149347 - Austin, TX 78714-9347
(512) 458-7676 - Fax: (512) 458-7616 - E-Mail

