



Surveillance

En Español



Influenza (Flu)

ICD-9 487; ICD-10 J10,11

Related Topics: Protecting Yourself During the Cold and Flu Season, Avian Flu, Vaccine Preventable Diseases and SARS

2008 - 2009 Texas Influenza Surveillance Information

Influenza Surveillance Report for MMWR Week 17

The influenza (flu) activity level for Texas for the week ending May 2, 2009 was "regional." During week 17, 106 (3.17%) specimens tested by NREVSS laboratories in Texas were positive for influenza. The percentage of visits for influenza-like illness as reported by ILINet providers in Texas was below the regional baseline.

Reports from Health Service Regions

Reports were received from Health Service Regions (HSRs) 1, 2/3, 4/5N, 7, 8, 9/10, and 11 for week 17; however, due to the current swine influenza A/H1N1 investigations, regular reports from many sentinel providers were not received by the HSRs. HSR 9/10 reported a decreased level of flu activity compared to week 16. All other HSRs reported an increased level of flu activity compared to week 16. For a map of Health Service Regions, please visit the following website:

<http://www.dshs.state.tx.us/regions/state.shtm>

Laboratory Results

During week 17, nine hospital laboratories and public health agencies across Texas reported conducting a total of 3,344 influenza tests (antigen, culture, and PCR) to the National Respiratory and Enteric Virus Surveillance System (NREVSS) sponsored by the Centers for Disease Control and Prevention (CDC). Of the 2,763 antigen detection tests that were performed, 72 were positive for influenza A/not subtyped and 16 were positive for influenza B. The positive results were reported from Bell, Bexar, Collin, Dallas, Lubbock, and Tarrant counties.

A total of 79 reports of PCR- or culture-confirmed influenza were received from public health laboratories, Scott & White Memorial Hospital in Temple, Texas Children's Hospital in Houston, NREVSS, and the United States Air Force School of Aerospace Medicine (USAFSAM) for the following counties during week 17 (April 26-May 2):

Influenza A/H1 (seasonal)	Influenza A/H3	Influenza A/not subtyped	Influenza B
Bell County	Bexar County	Bell County (3)	Bell County (6)
Bexar County		Bexar County (2)	Bexar County (16)
Nueces County		Brazos County (3)	Dallas County
Travis County		Dallas County (11)	Harris County (3)
Williamson County		Harris County (19)	Tarrant County
		Upshur County	Travis County
		Williamson County (3)	Wichita County (3)

Positive point-of-care rapid tests for influenza were reported by providers throughout the state (see county map below).

Novel Influenza A Virus Infections (information updated 5/15/09)

A total of 96 cases of influenza A/H1 swine confirmed by the CDC have been reported with a known illness onset in week 17 (April 26-May 2) for the following counties (listed by patient county of residence):

Influenza A/H1 swine
Bee County
Bexar County (9)
Brazoria County
Comal County
Dallas County (2)
Denton County (2)
Erath County
Fort Bend County (2)
Galveston County
Guadalupe County (3)
Hidalgo County
Johnson County (6)
Matagorda County
Montgomery County (2)
Nolan County
Nueces County (2)
Tarrant County (55)
Taylor County (4)
Wise County

Additional specimens have been identified by PCR testing as positive for unsubtypeable influenza A; these specimens are being forwarded to CDC for further study. This information is subject to change as more reports are received. Thorough case and contact investigations are ongoing, and the number of confirmed cases changes frequently. Please see the DSHS website (<http://www.dshs.state.tx.us/swineflu/default.shtm>) and the CDC website (<http://www.cdc.gov/flu/swine/>) for more information on the current investigation.

Antigenic Characterization

CDC has reported antigenic characterization results from 50 influenza isolates [20 influenza A/H1, 8 influenza A/H3, and 22 influenza B viruses] received from the DSHS Laboratory since the beginning of the 2008-09 flu season.

Influenza A/H1 [20]

- All 20 viruses were characterized as A/Brisbane/59/2007, the influenza A/H1 component of the 2008-09 influenza vaccine for the Northern Hemisphere.

Influenza A/H3 [8]

- All 8 viruses were characterized as A/Brisbane/10/2007, the influenza A/H3 component of the 2008-09 influenza vaccine for the Northern Hemisphere.

Influenza B (B/Victoria/02/87 and B/Yamagata/16/88 lineages) [22]

Victoria lineage [15]

- Fifteen of the influenza B viruses were characterized as belonging to the B/Victoria lineage.

Yamagata lineage [7]

- Seven viruses were characterized as B/Florida/4/2006, the influenza B component for the 2008-09 influenza vaccine for the Northern Hemisphere.

Antiviral Resistance

Since September 28, 2008, 21 seasonal influenza A/H1 isolates, 6 influenza A/H3 isolates, and 21 influenza B isolates from the DSHS laboratory have been tested by CDC for antiviral resistance.

	Isolates Tested (n)	Resistant Viruses, Number (%)		Isolates Tested (n)	Resistant Viruses, Number (%)
		Oseltamivir	Zanamivir		Adamantanes
Influenza A/H1	21	21 (100%)	0 (0)	21	0 (0)
Influenza A/H3	6	0 (0)	0 (0)	6	6 (100%)
Influenza B	21	0 (0)	0 (0)	N/A*	N/A*

*Adamantanes are not effective against influenza B viruses.

CDC has issued interim recommendations for use of antiviral medications in the 2008-09 influenza season. Those recommendations are available at: <http://www.cdc.gov/flu/professionals/antivirals/index.htm>.

Influenza-Associated Pediatric Mortality

No influenza-associated pediatric fatalities in Texas residents were reported during week 17. Texas has reported ten influenza-associated pediatric fatalities during the 2008-09 influenza season.

School Closures and Institutional Outbreaks

School closures were reported in HSRs 2/3 (Collin, Dallas, Denton, Johnson, Tarrant, Wichita, and Wise counties); 4/5N (Upshur County); 6 (Harris County), 7 (Grimes and Travis counties), 8 (Comal and Guadalupe counties), and 11 (Hidalgo, Nueces, and Starr counties) during week 17. Not all districts and/or schools within a district were closed in the counties mentioned. The schools in Guadalupe County that closed during week 16 remained closed during week 17. For more information on school closures, please see <http://ritter.tea.state.tx.us/swineflu/schclosings.html>.

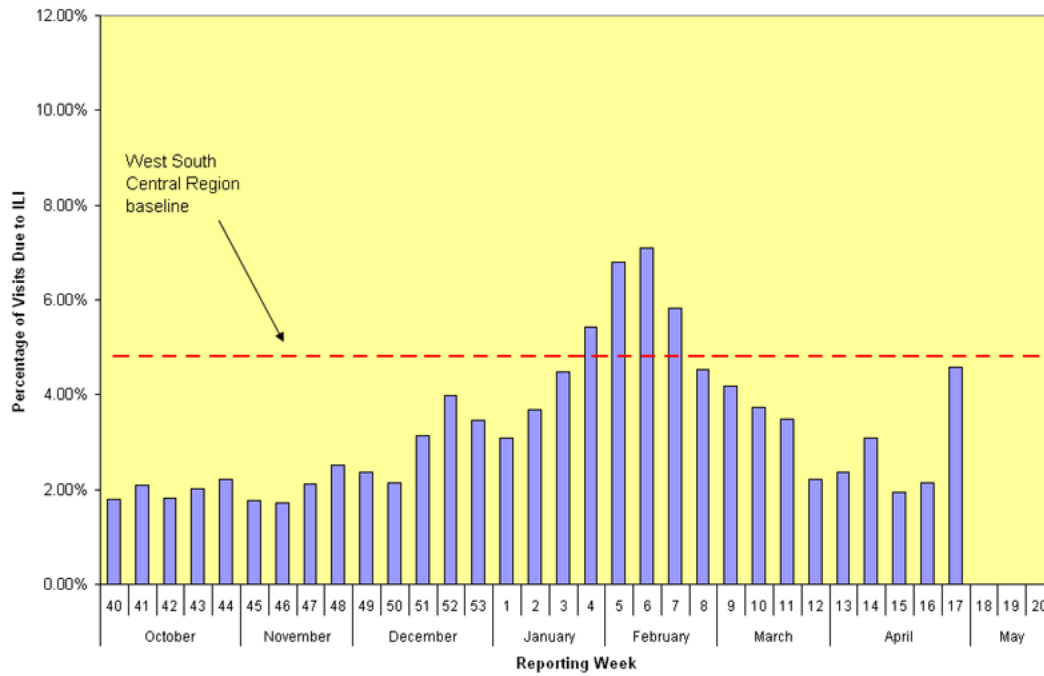
U.S. Outpatient Influenza-like Illness Surveillance Network

Fifty-seven providers in Texas reported data to the U.S. Outpatient Influenza-like Illness Surveillance Network (ILINet) (formerly known as the U.S. Influenza Sentinel Provider Surveillance System) on patients with influenza-like illness (ILI) and total patients seen for any reason during week 17. All of these providers reported seeing patients during week 17, and 47 (82%) providers saw at least one patient with ILI. Of all patient visits during this week, 4.58% were due to ILI. The ILI baseline for the West South Central Region (Arkansas, Louisiana, Oklahoma, and Texas) of the United States is 4.8% for the 2008-2009 season. The baseline is the mean percentage of patient visits for ILI during non-influenza weeks for the previous three seasons plus two standard deviations.

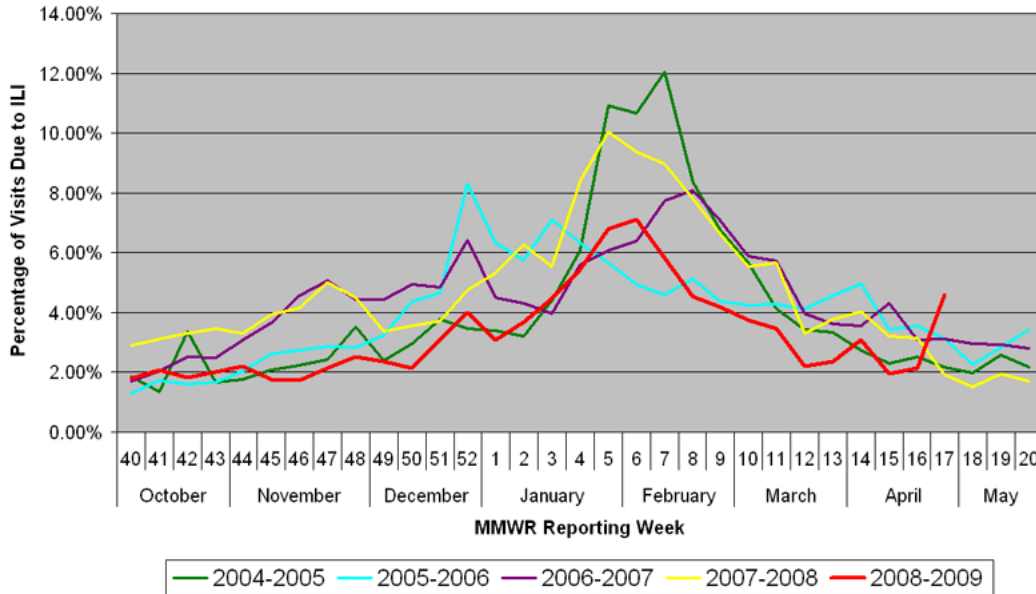
Week	# Reporting	Age 0-4	Age 5-24	Age 25-64	Age over 64	Total ILI	Total Patients	% ILI
2008-40	78	84	133	127	22	366	20333	1.80
2008-41	78	114	163	124	19	420	20105	2.09
2008-42	79	107	156	90	7	360	19746	1.82
2008-43	79	120	152	106	20	398	19740	2.02
2008-44	81	136	199	104	26	465	20972	2.23
2008-45	78	110	111	122	27	370	20835	1.78
2008-46	73	110	106	103	23	342	19771	1.73
2008-47	75	137	143	122	19	421	19806	2.13
2008-48	79	131	132	125	37	425	16905	2.51
2008-49	77	143	159	153	24	479	20343	2.35
2008-50	75	133	146	108	28	415	19330	2.15
2008-51	69	172	177	175	24	548	17531	3.13
2008-52	76	194	153	154	34	535	13431	3.98
2008-53	77	176	141	165	46	528	15222	3.47
2009-01	78	162	182	188	38	570	18518	3.08
2009-02	77	178	287	235	41	741	20094	3.69

2009-03	78	174	468	341	43	1026	22951	4.47
2009-04	78	260	679	332	47	1318	24244	5.44
2009-05	73	282	883	465	40	1670	24590	6.79
2009-06	79	301	964	391	59	1715	24162	7.10
2009-07	79	320	814	316	57	1507	25873	5.82
2009-08	73	221	552	283	57	1113	24526	4.54
2009-09	76	194	422	244	71	931	22293	4.18
2009-10	79	221	324	212	77	834	22341	3.73
2009-11	76	167	268	178	58	671	19314	3.47
2009-12	71	109	150	179	18	456	20622	2.21
2009-13	71	114	141	163	16	434	18356	2.36
2009-14	78	158	194	232	51	635	20522	3.09
2009-15	75	92	135	152	23	402	20738	1.94
2009-16	77	100	161	158	27	446	20887	2.14
2009-17	57	192	488	311	42	1033	22553	4.58

Percentage of Visits Due to Influenza-Like Illness (ILI),
Texas Providers in the U.S. Outpatient Influenza-like Illness Surveillance Network,
2008–2009



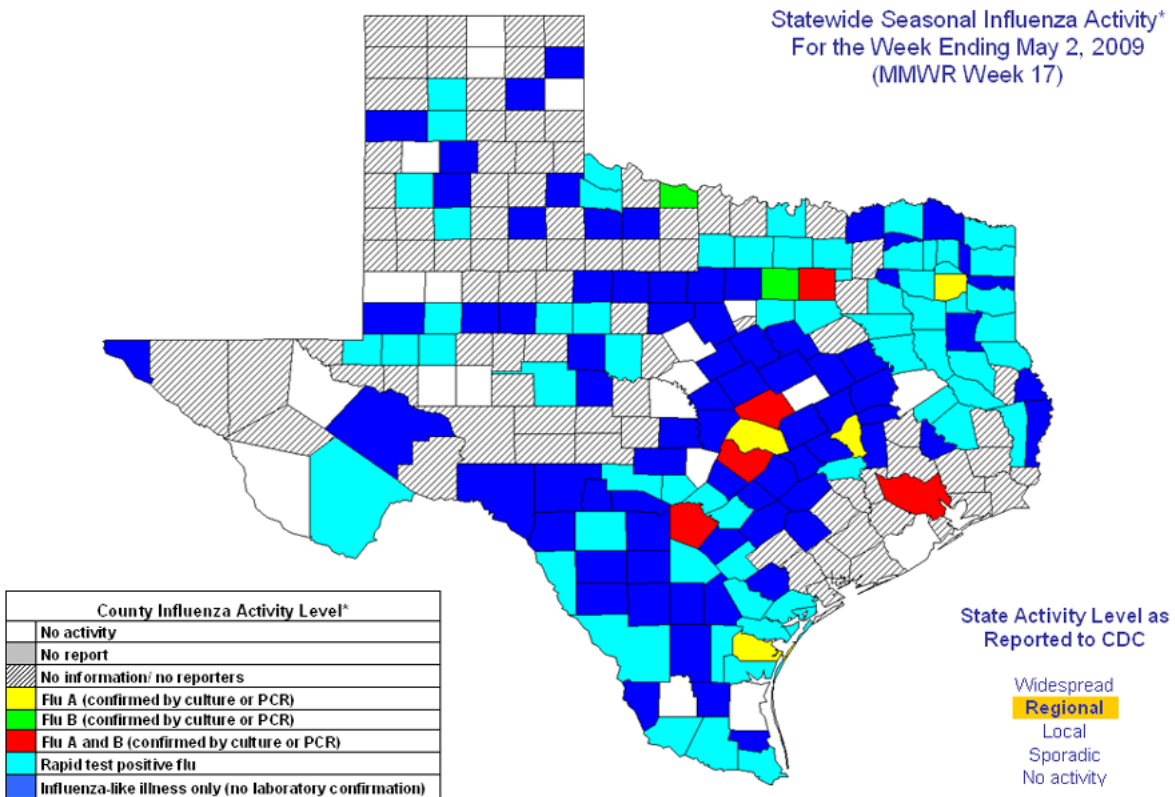
Influenza-Like Illness (ILI) Data
Texas Providers in the U.S. Outpatient Influenza-like Illness Surveillance Network
Flu Seasons 2004-2009



National Influenza Activity Map

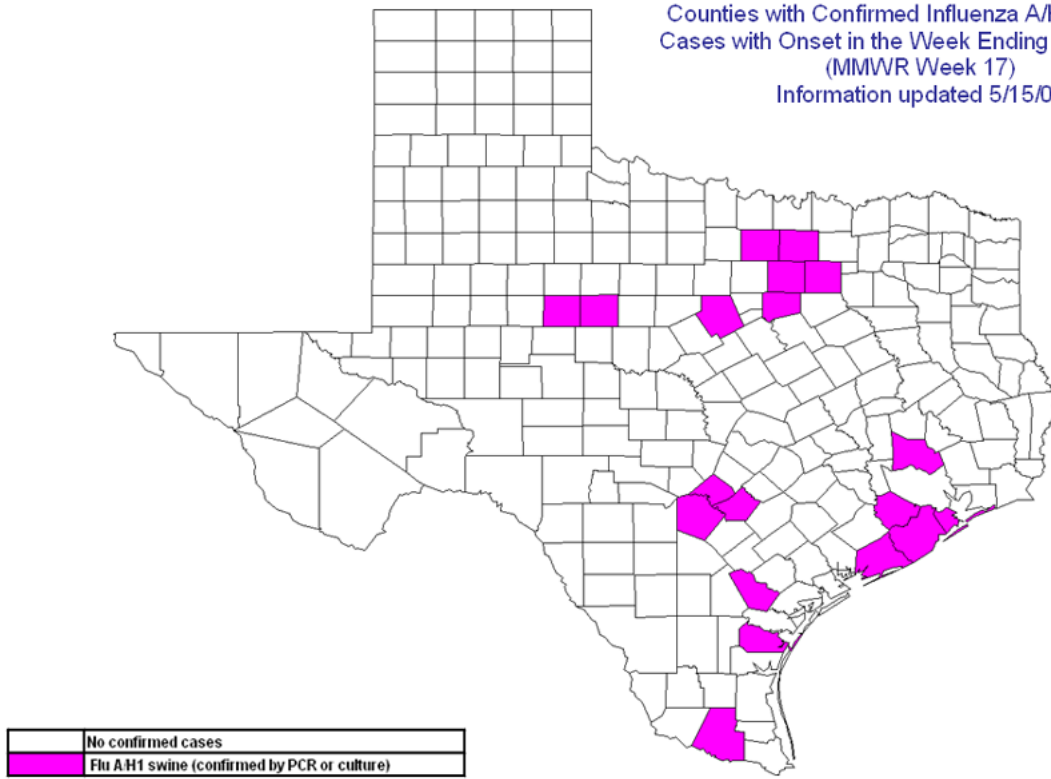
The current U.S. flu weekly report may be found at <http://www.cdc.gov/flu/weekly/fluactivity.htm>.

For more information on flu surveillance activities in the State of Texas, please visit our main surveillance page.



*Influenza activity level corresponds to current MMWR week only and does not reflect previous weeks' activity.

Counties with Confirmed Influenza A/H1N1 Swine
Cases with Onset in the Week Ending May 2, 2009
(MMWR Week 17)
Information updated 5/15/09



Last Updated: Friday, May 08, 2009

Texas Department of State Health Services - Infectious Disease Control Unit
1100 West 49th Street, Suite T801, Mail Code: 1960 PO BOX 149347 - Austin, TX 78714-9347
(512) 458-7676 - Fax: (512) 458-7616 - E-Mail

[Topics A-Z / Site Map](#)