

**Surveillance**

En Es



Influenza  
(Flu)

ICD-9 487; ICD-10 J10,11

Related Topics: [Protecting Yourself During the Cold and Flu Season](#), [Avian Flu](#), [Vaccine Preventable Diseases](#) and [SARS](#)

**2007 - 2008 Texas Influenza Surveillance Information**

**Influenza Surveillance Report for MMWR Week 52**

The influenza (flu) activity level for Texas for the week ending December 29, 2007 is "regional." Regional activity indicates that two or more but less than half of the regions in the state are experiencing an increase in influenza-like illness (ILI) and have recent culture-confirmed influenza.

Reports were received from all 11 Health Service Regions for week 52. HSRs 2/3, 7, and 9/10 reported an increase in flu activity from the previous week. For a map of Health Service Regions, please visit the following website:

<http://www.dshs.state.tx.us/regions/state.shtm>

During week 52, six hospital laboratories throughout Texas and the Texas Department of State Health Services Laboratory reported conducting a total of 1,631 influenza tests (antigen culture, and PCR) to the National Respiratory and Enteric Virus Surveillance System (NREVSS) sponsored by the Centers for Disease Control and Prevention (CDC). Seventeen antigen detection tests positive for influenza A/untyped were reported from Bexar, Collin, and Harris counties; Harris County also reported one antigen detection test positive for influenza B. PCR results were reported through NREVSS, but PCR tests positive for influenza A/untyped were reported for Brazos and Coryell counties by another source. A total of 21 reports of culture-confirmed influenza were received from NREVSS and other sources for the following counties:

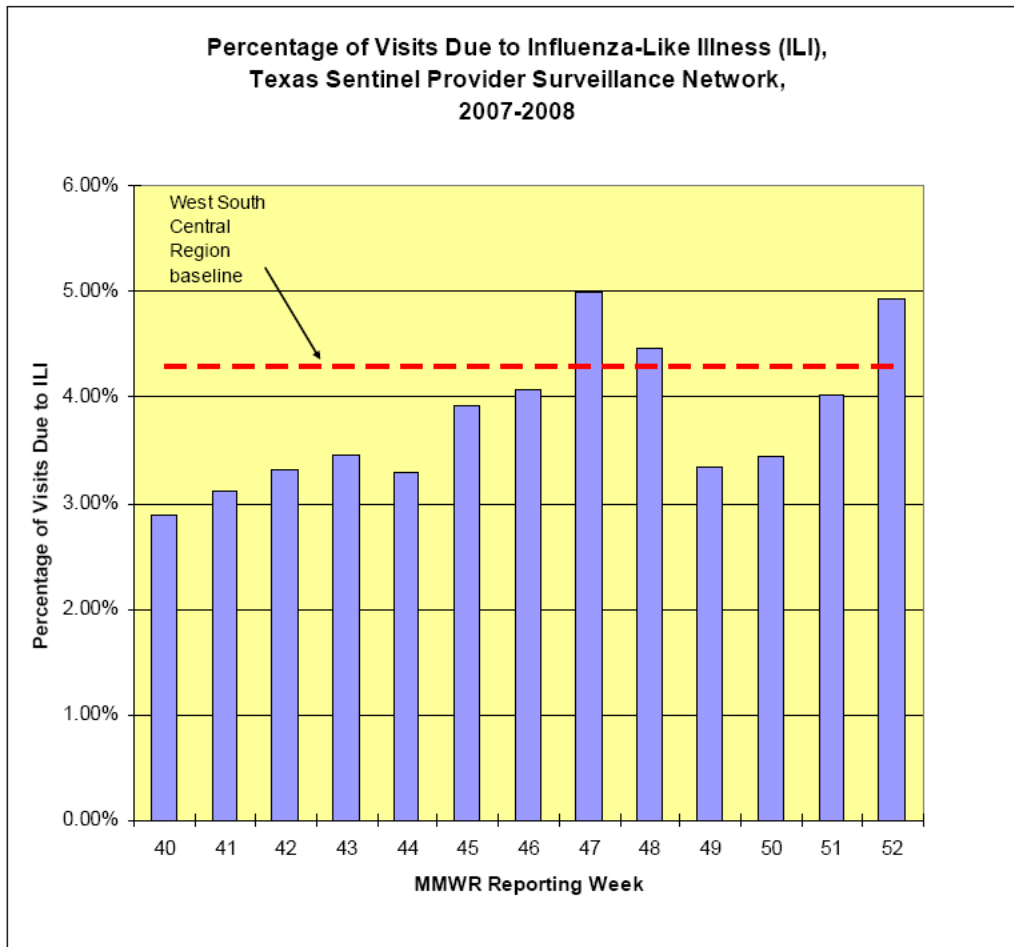
Influenza A/H1	Influenza A/H3	Influenza A/untyped	Influenza B
El Paso County	Erath County	Bell County (7)	Cherokee County
Hemphill County	Starr County (4)	Brazos County	Harris County
		Dallas County	
		Grimes County	
		Harris County (2)	

The Air Force Institute for Operational Health (AFIOH) did not report any positive cultures for influenza virus collected from Texas bases in week 52. Additional positive results from point-of-care rapid flu tests were reported by providers throughout the state (see Texas map below).

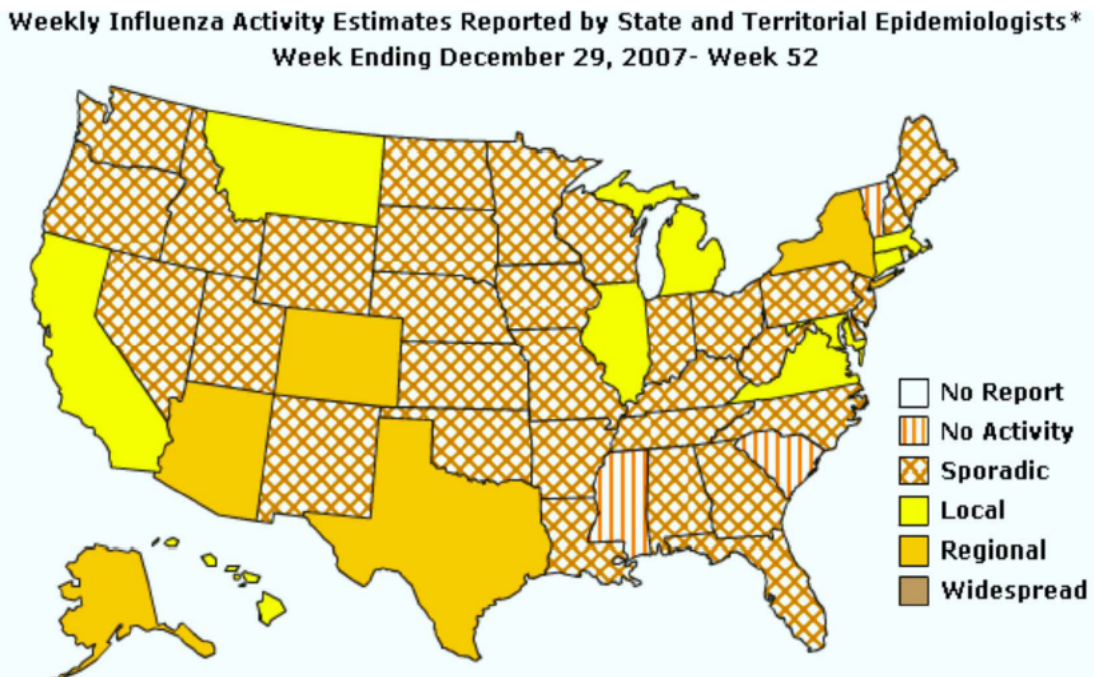
No institutional outbreaks or school closures were reported for week 52.

Sixty-seven sentinel providers reported data to the U.S. Influenza Sentinel Provider Surveillance System (SPSN) on patients with influenza-like illness (ILI) and total patients seen for any reason during week 52. Sixty providers reported seeing patients during week 52; of those, 36 (60%) providers reported seeing at least one patient with ILI. Of all patient visits during this week, 4.93% were due to ILI. The ILI baseline for the West South Central Region (Arkansas, Louisiana, Oklahoma, and Texas) of the United States is 4.3% for the 2007-season. The baseline is the mean percentage of patient visits for ILI during non-influenza weeks for the previous three seasons plus two standard deviations.

Week	# Reporting	Age 0-4	Age 5-24	Age 25-64	Age over 64	Total ILI	Total Patients	% ILI
2007-40	84	256	163	151	49	619	21410	2.89
2007-41	88	264	255	207	58	784	25255	3.10
2007-42	86	274	270	261	50	855	25776	3.32
2007-43	85	368	290	208	47	913	26428	3.45
2007-44	95	391	276	206	55	928	28213	3.29
2007-45	87	411	314	243	39	1007	25665	3.92
2007-46	79	420	299	215	65	999	24540	4.07
2007-47	90	470	302	272	73	1117	22380	4.99
2007-48	83	490	284	299	74	1147	25696	4.46
2007-49	83	221	279	162	16	678	20296	3.34
2007-50	79	241	247	126	16	630	18284	3.45
2007-51	62	157	186	185	26	554	13779	4.02
2007-52	67	160	183	190	22	555	11256	4.93

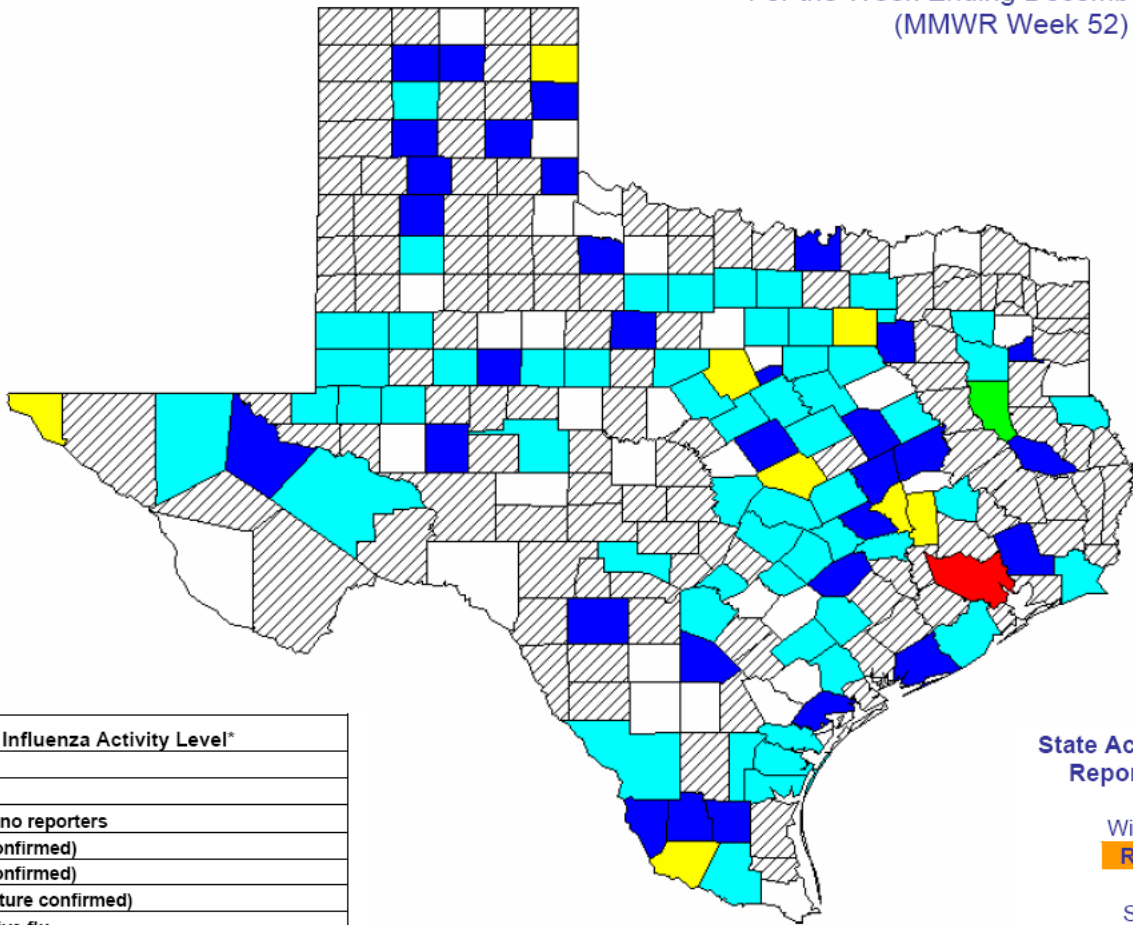


The map showing influenza activity in the United States for MMWR week 52 is displayed below. The current U.S. flu weekly report may be found at: <http://www.cdc.gov/flu/weekly/fluactivity.htm>



For more information on flu surveillance activities in the State of Texas, please visit our main surveillance page.

Statewide Influenza Activity  
For the Week Ending December 29, 2007  
(MMWR Week 52)



County Influenza Activity Level*	
	No activity
	No report
	No information/ no reporters
	Flu A (culture confirmed)
	Flu B (culture confirmed)
	Flu A and B (culture confirmed)
	Rapid test positive flu
	Influenza-like illness only (no laboratory confirmation)

State Activity Level :  
Reported to CDC

- Widespread
- Regional**
- Local
- Sporadic
- No activity

\*Influenza activity level corresponds to current MMWR week only and does not reflect previous weeks' activity.

Last Updated: Wednesday, January 09, 2008

Texas Department of State Health Services - Infectious Disease Control Unit  
1100 West 49th Street, Suite T801, Mail Code: 1960 PO BOX 149347 - Austin, TX 78714-9347  
(512) 458-7676 - Fax: (512) 458-7616 - E-Mail

[Topics A-Z / Site Map](#)