

Surveillance

[En Español](#)


Influenza

(Flu)

ICD-9 487; ICD-10 J10,11

 Related Topics: [Protecting Yourself During the Cold and Flu Season](#), [Avian Flu](#), [Vaccine Preventable Diseases](#) and [SARS](#)

2007 - 2008 Texas Influenza Surveillance Information

Influenza Surveillance Report for MMWR Week 7

The influenza (flu) activity level for Texas for the week ending February 16, 2008 is "widespread." Widespread activity indicates that at least half of the regions in the state are experiencing an increase in influenza-like illness (ILI) and have recent culture-confirmed influenza.

Reports from Health Service Regions

Reports were received from all 11 Health Service Regions (HSRs) for week 7. HSRs 2/3, 4/5N, 6/5S, and 9/10 reported the same level of flu activity as the previous week. HSRs 1, 7, 8, and 11 reported a decrease in flu activity from the previous week. Flu activity in Texas remains widespread overall, but activity appears to be decreasing slightly in some regions. For a map of Health Service Regions, please visit the following website:

<http://www.dshs.state.tx.us/regions/state.shtm>

Laboratory Results

During week 7, thirteen hospital laboratories and public health agencies across Texas reported conducting a total of 2,722 influenza tests (antigen, culture, and PCR) to the National Respiratory and Enteric Virus Surveillance System (NREVSS) sponsored by the Centers for Disease Control and Prevention (CDC). Of the 2,481 antigen detection tests performed, 586 were positive for influenza A/not subtyped and 227 were positive for influenza B. These results were reported from Bell, Bexar, Collin, Dallas, Harris, Lubbock, Nueces, Tarrant, Webb, and Wilson counties. Of the 44 PCR tests performed, 7 were positive for influenza A/H3, 6 were positive influenza A/not subtyped, and 3 were positive for influenza B. These results were reported from Bell and Tarrant counties. One additional PCR test positive for influenza A/not subtyped was reported from Taylor County. The Air Force Institute for Operational Health (AFIOH) reported 2 cultures positive for influenza A/not subtyped from Texas Air Force bases in week 7. A total of 157 reports of culture-confirmed influenza were received from NREVSS, the Texas Department of State Health Services (DSHS) Laboratory, Scott and White Hospital Laboratory, Texas Children's Hospital Laboratory, AFIOH, and other sources for the following counties:

Influenza A/H1	Influenza A/H3	Influenza A/not subtyped	Influenza B
	Angelina County	Bell County (29)	Bell County (6)
	Travis County (2)	Bexar County (16)	Bexar County (25)
		Brazos County (14)	Brazos County
		Burleson County	Dallas County (5)
		Coryell County	Harris County (5)
		Dallas County (10)	Madison County
		Harris County (14)	McLennan County (4)
		McLennan County (14)	Starr County

Milam County (2)	Tarrant County
Tom Green County	
Washington County	
Williamson County (2)	

Additional positive results from point-of-care rapid flu tests were reported by providers throughout the state (see Texas map below).

Antigenic Characterization

CDC has reported antigenic characterization results from 34 influenza isolates [7 influenza A/H1, 24 influenza A/H3, and 3 influenza B viruses] received from the DSHS Laboratory since the beginning of the 2007–08 flu season.

Influenza A/H1 [7]

- Seven (100%) of the seven viruses were characterized as A/Solomon Islands/3/2006, the influenza A/H1 component of the 2007–08 influenza vaccine for the Northern Hemisphere.

Influenza A/H3 [24]

- Two (8%) of the 24 viruses were characterized as A/Wisconsin/67/2005–like, the influenza A/H3 component of the 2007–08 influenza vaccine for the Northern Hemisphere.
- Twenty–one (88%) of the 24 viruses were characterized as A/Brisbane/10/2007–like. A/Brisbane/10/2007 is a recent antigenic variant which evolved from A/Wisconsin/67/2005–like.
- One (4%) of the 24 viruses showed somewhat reduced titers with antisera produced against A/Wisconsin/67/2005 and A/Brisbane/10/2007.

Influenza B (B/Victoria/02/87 and B/Yamagata/16/88 lineages) [3]

Victoria lineage [0]

- The influenza B component for the 2007–08 influenza vaccine is a B/Malaysia/2506/2004–like virus, belonging to the B/Victoria lineage.

Yamagata lineage [3]

- Three (100%) of the three viruses were identified as belonging to the B/Yamagata lineage of viruses.

These results are very similar to national antigenic characterization results. The national results may be found in the CDC weekly flu report at <http://www.cdc.gov/flu/weekly/>. The DSHS Laboratory sends a representative sample of influenza viruses to the CDC throughout the flu season.

It is not too late to get a flu vaccine for the current season. Although this season's flu vaccine strains do not appear to be optimally matched to circulating strains, the flu vaccine may reduce the severity and duration of illness and the risk of serious complications and death due to influenza.

Influenza–Associated Pediatric Mortality

No influenza–associated pediatric fatalities occurred during MMWR week 7. As of week 7, Texas has reported five influenza–associated pediatric deaths in the 2007–08 influenza season.

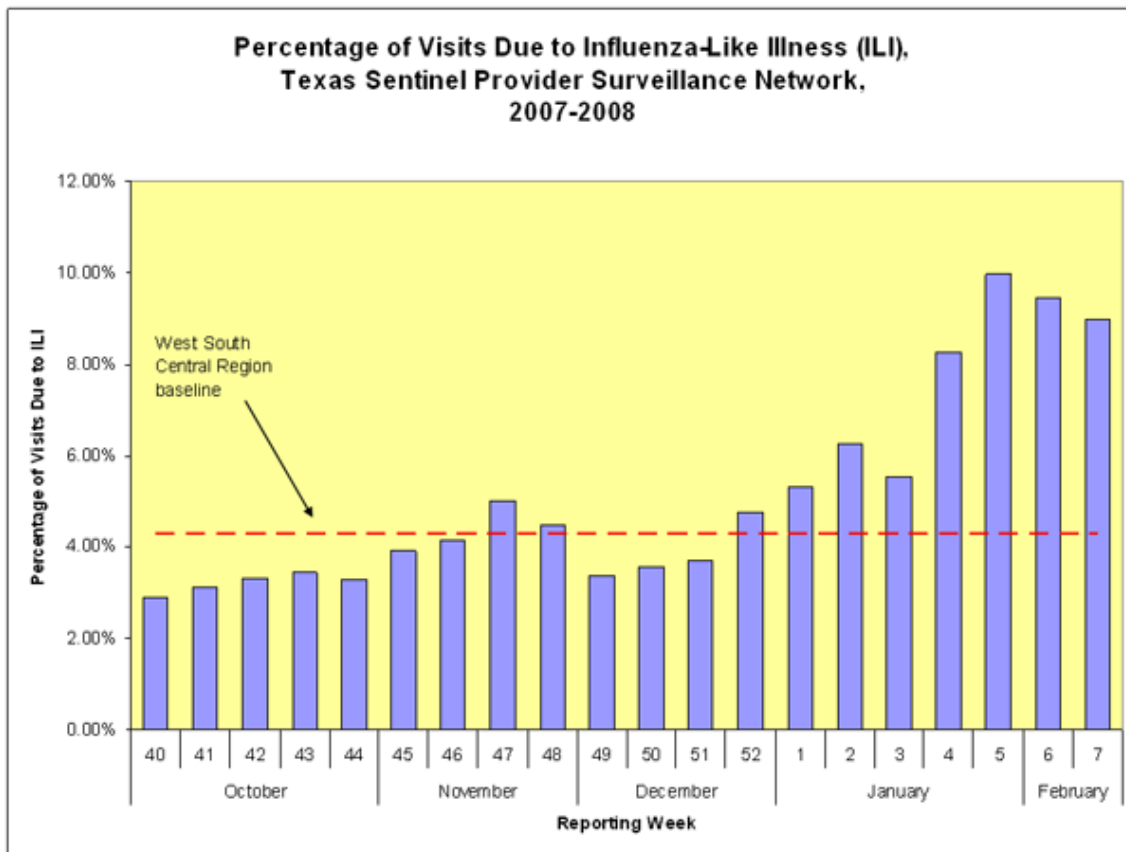
School Closures and Institutional Outbreaks

One school district closed in Hopkins County due to increased influenza–like illness in week 7. No institutional outbreaks were reported.

Sentinel Provider Surveillance Network

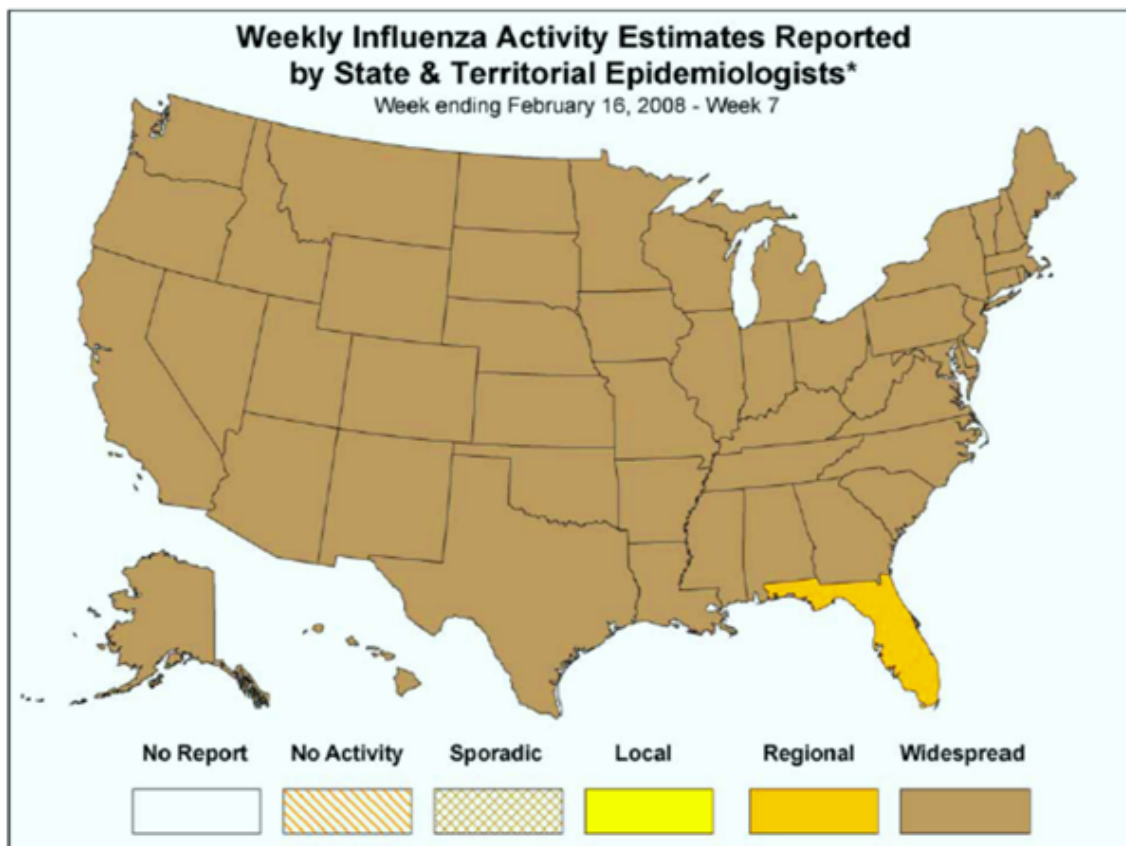
Seventy–seven sentinel providers reported data to the U.S. Influenza Sentinel Provider Surveillance System (SPSN) on patients with influenza–like illness (ILI) and total patients seen for any reason during week 7; of those, 70 (91%) providers reported seeing at least one patient with ILI. Of all patient visits during this week, 8.98% were due to ILI. The ILI baseline for the West South Central Region (Arkansas, Louisiana, Oklahoma, and Texas) of the United States is 4.3% for the 2007–2008 season. The baseline is the mean percentage of patient visits for ILI during non–influenza weeks for the previous three seasons plus two standard deviations.

Percentage of Influenza-Like Illness (ILI) Reported by Sentinel Providers in Texas as of (2/25/2008 12:29:23 PM)								
Week	# Reporting	Age 0-4	Age 5-24	Age 25-64	Age over 64	Total ILI	Total Patients	% ILI
2007-40	84	256	163	151	49	619	21410	2.89
2007-41	88	264	255	207	58	784	25255	3.10
2007-42	86	274	270	261	50	855	25776	3.32
2007-43	85	368	290	208	47	913	26428	3.45
2007-44	95	391	276	206	55	928	28213	3.29
2007-45	87	411	314	243	39	1007	25665	3.92
2007-46	79	442	306	215	65	1028	24713	4.16
2007-47	91	478	317	272	73	1140	22748	5.01
2007-48	84	506	298	299	74	1177	26193	4.49
2007-49	84	233	290	162	16	700	20713	3.38
2007-50	80	256	265	128	16	665	18711	3.55
2007-51	68	169	197	186	26	578	15597	3.71
2007-52	77	176	201	191	22	590	12436	4.74
2008-01	90	217	302	332	29	880	16520	5.33
2008-02	97	373	500	630	117	1620	25891	6.26
2008-03	81	289	518	370	36	1213	21940	5.53
2008-04	86	341	864	650	54	1909	23092	8.27
2008-05	95	595	1194	941	156	2886	28923	9.98
2008-06	91	547	1104	934	111	2696	28535	9.45
2008-07	77	450	834	752	116	2152	23960	8.98



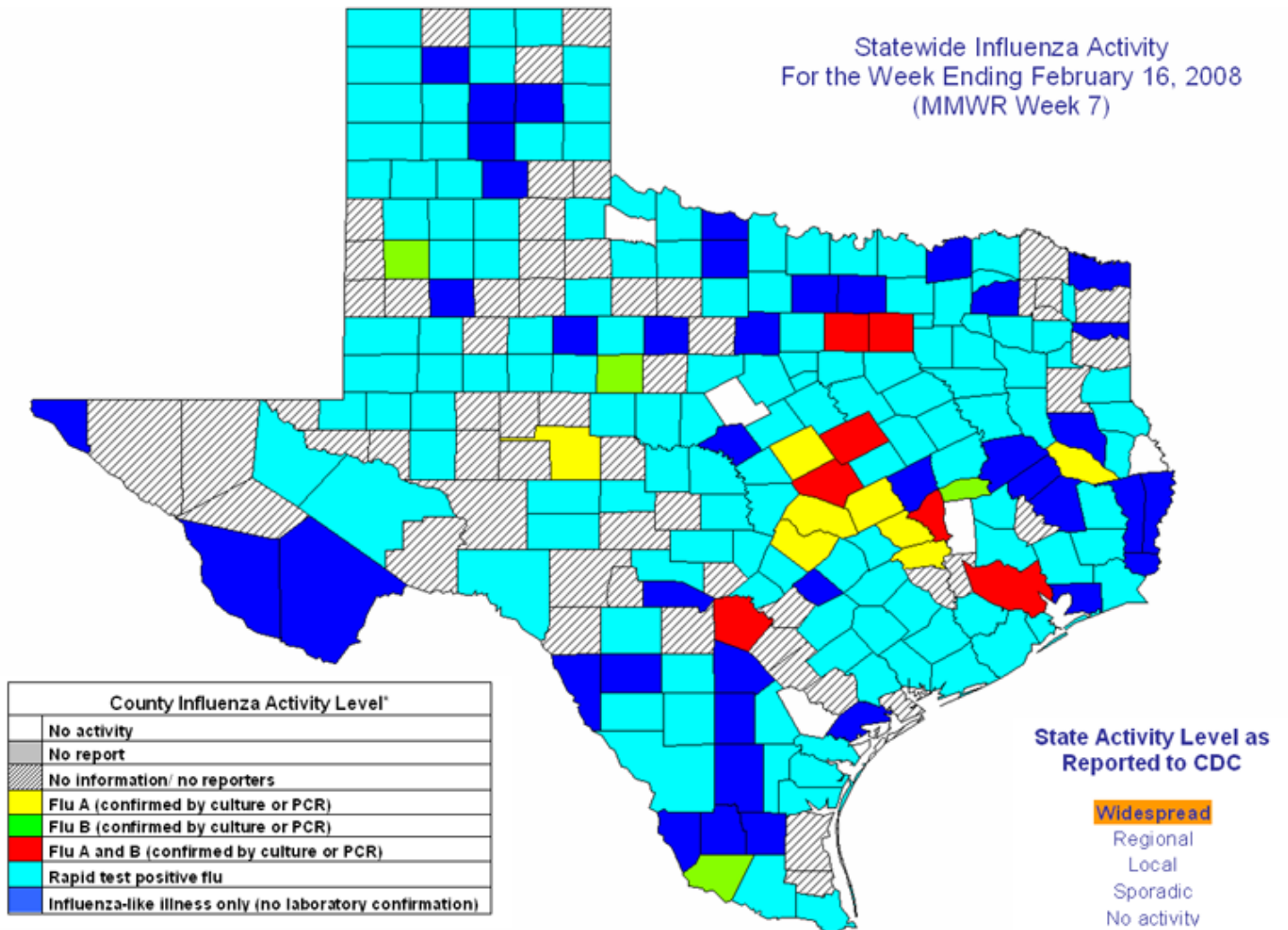
National Influenza Activity Map

The map showing influenza activity in the United States for MMWR week 7 is displayed below. The current U.S. flu weekly report may be found [here](#).



For more information on flu surveillance activities in the State of Texas, please visit our main [surveillance](#) page.

Statewide Influenza Activity
For the Week Ending February 16, 2008
(MMWR Week 7)



*Influenza activity level corresponds to current MMWR week only and does not reflect previous weeks' activity.

Last Updated: Monday, February 25, 2008

Texas Department of State Health Services - Infectious Disease Control Unit
1100 West 49th Street, Suite T801, Mail Code: 1960 PO BOX 149347 - Austin, TX 78714-9347
(512) 458-7676 - Fax: (512) 458-7616 - E-Mail

[Topics A-Z / Site Map](#)