

Surveillance

En Español



Influenza
(Flu)

ICD-9 487; ICD-10 J10,11

Related Topics: Protecting Yourself During the Cold and Flu Season, Avian Flu, Vaccine Preventable Diseases and SARS


2007 - 2008 Texas Influenza Surveillance Information

Influenza Surveillance Report for MMWR Week 2

The influenza (flu) activity level for Texas for the week ending January 12, 2008 is "widespread." Widespread activity indicates that at least half of the regions in the state are experiencing an increase in influenza-like illness (ILI) and have recent culture-confirmed influenza.

Reports were received from all 11 Health Service Regions (HSRs) for week 2. All regions reported an increase in flu activity from the previous week. For a map of Health Service Regions, please visit the following website:

<http://www.dshs.state.tx.us/regions/state.shtm>

During week 2, five hospital laboratories throughout Texas reported conducting a total of 511 influenza tests (antigen, culture, and PCR) to the National Respiratory and Enteric Virus Surveillance System (NREVSS ) sponsored by the Centers for Disease Control and Prevention (CDC). Ninety-five antigen detection tests positive for influenza A/not subtyped and four antigen detection tests positive for influenza B were reported from Bell, Bexar, Collin, Harris, and Nueces counties. Three PCR tests positive for influenza A/not subtyped was reported from patients residing in Bell, Hill, and Williamson counties; the PCR results for Bell and Hill counties were also confirmed by culture. One additional PCR test positive for influenza A/not subtyped was reported from Tarrant County. The Air Force Institute for Operational Health (AFIOH) reported one culture positive for influenza A/not subtyped from a Texas Air Force base in week 2. A total of 63 reports of culture-confirmed influenza were received from NREVSS, the Texas Department of State Health Services Laboratory, Scott and White Hospital Laboratory, Texas Children's Hospital Laboratory, AFIOH, and other sources for the following counties:

Influenza A/H1	Influenza A/H3	Influenza A/not subtyped	Influenza B
Randall County	Angelina County	Bell County (9)	Dallas County
Starr County	Bexar County(2)	Brazos County (5)	El Paso County
Webb County (3)	Dallas County (2)	Dallas County	Harris County (2)
	Hemphill County	Harris County (7)	Hemphill County (3)
	Jefferson County (4)	Hill County	Moore County
	Matagorda County (2)	McLennan County (3)	Randall County (2)
	Tarrant County (4)	Travis County	
	Travis County	Washington County	
	Webb County (2)	Wichita County	

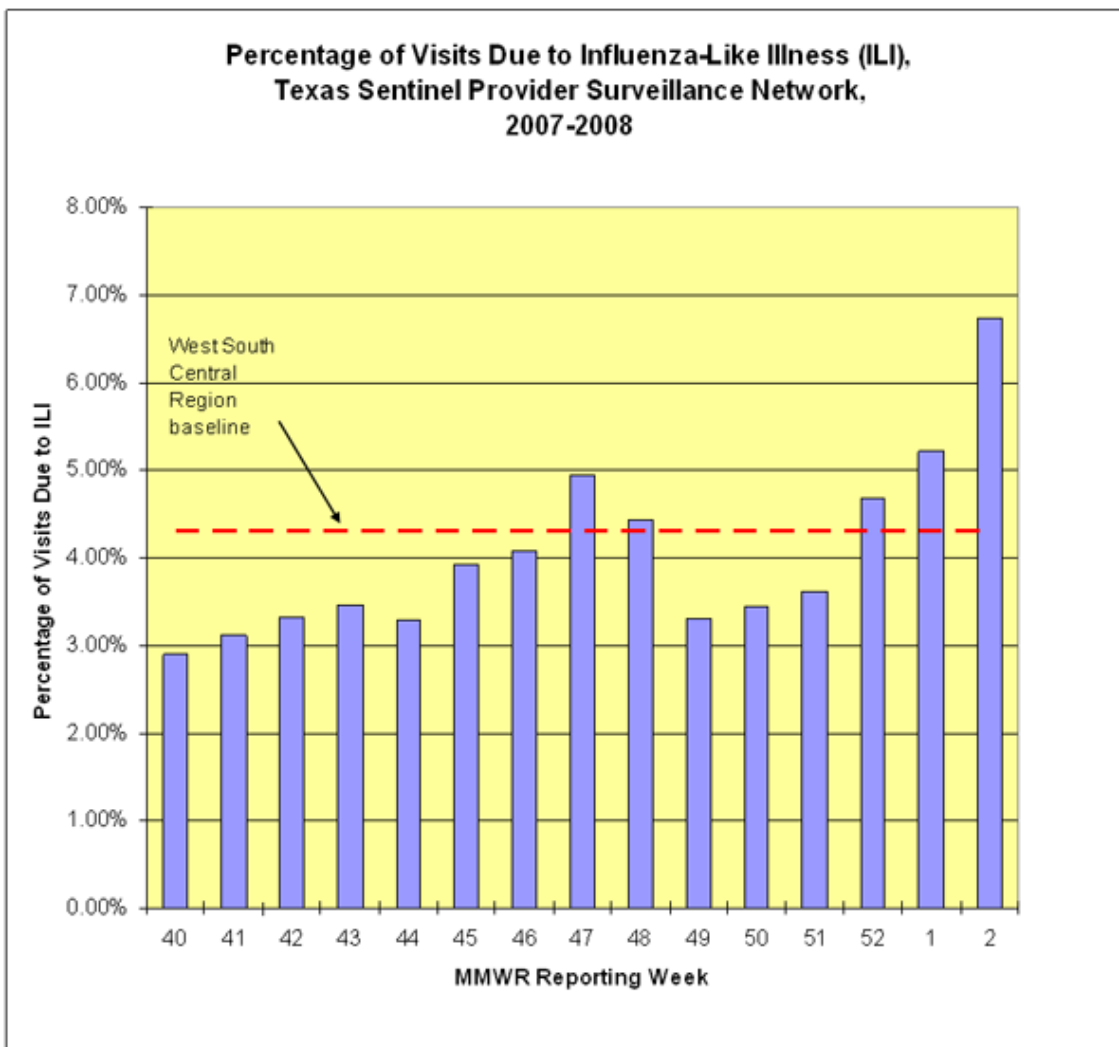
Additional positive results from point-of-care rapid flu tests were reported by providers throughout the state (see Texas map below).

The second influenza-associated pediatric death in Texas and in the United States for the 2007-2008 flu season occurred during MMWR week 2. The child, a 1-year-old resident of Harris County, had underlying medical conditions and had not been vaccinated for the current flu season. The child tested positive for influenza A/not subtyped by rapid flu test. Viral isolation results are pending.

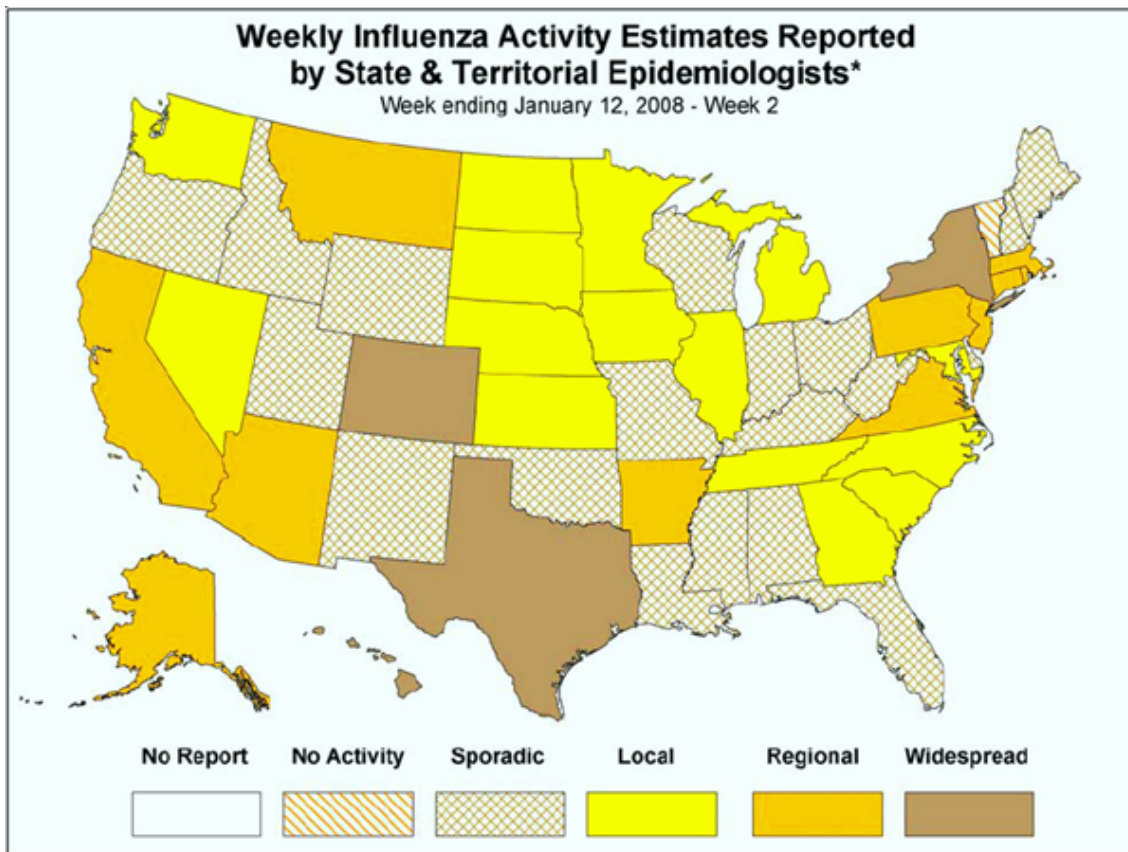
No institutional outbreaks or school closures were reported for week 2.

Eighty-three sentinel providers reported data to the U.S. Influenza Sentinel Provider Surveillance System (SPSN) on patients with influenza-like illness (ILI) and total patients seen for any reason during week 2. Eighty-two providers reported seeing patients during week 2; of those, 57 (69.5%) providers reported seeing at least one patient with ILI. Of all patient visits during this week, 6.74% were due to ILI. The ILI baseline for the West South Central Region (Arkansas, Louisiana, Oklahoma, and Texas) of the United States is 4.3% for the 2007-2008 season. The baseline is the mean percentage of patient visits for ILI during non-influenza weeks for the previous three seasons plus two standard deviations.

Percentage of Influenza-Like Illness (ILI) Reported by Sentinel Providers in Texas as of (1/21/2008 6:55:37 PM)								
Week	# Reporting	Age 0-4	Age 5-24	Age 25-64	Age over 64	Total ILI	Total Patients	% ILI
2007-40	84	256	163	151	49	619	21410	2.89
2007-41	88	264	255	207	58	784	25255	3.10
2007-42	86	274	270	261	50	855	25776	3.32
2007-43	85	368	290	208	47	913	26428	3.45
2007-44	95	391	276	206	55	928	28213	3.29
2007-45	87	411	314	243	39	1007	25665	3.92
2007-46	79	420	299	215	65	999	24540	4.07
2007-47	91	470	308	272	73	1123	22659	4.96
2007-48	84	490	287	299	74	1150	25970	4.43
2007-49	84	221	282	162	16	681	20577	3.31
2007-50	80	241	253	128	16	638	18574	3.43
2007-51	68	158	191	186	26	561	15497	3.62
2007-52	77	169	198	191	22	580	12393	4.68
2008-01	85	201	293	330	18	842	16156	5.21
2008-02	83	352	422	612	114	1500	22262	6.74

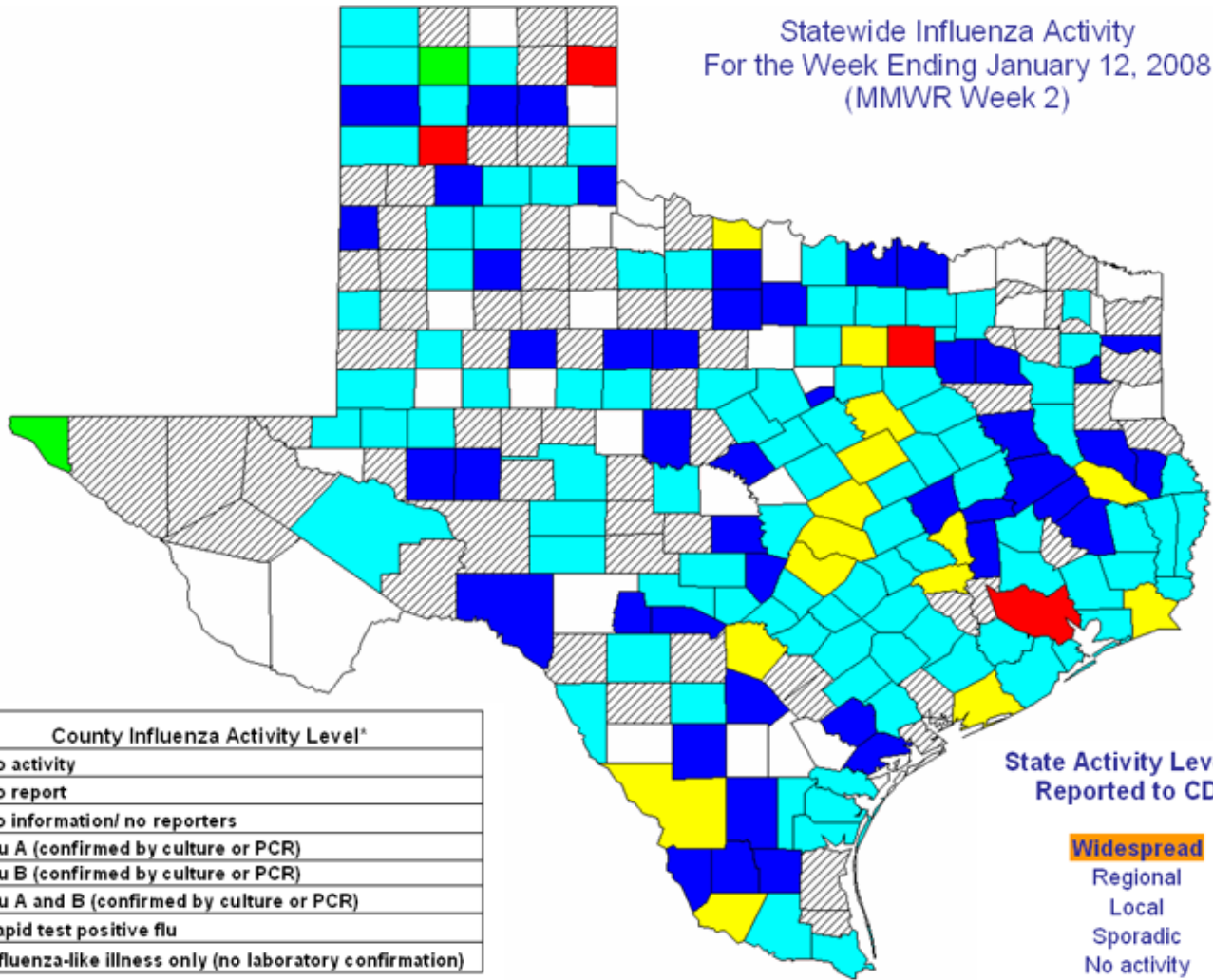


The map showing influenza activity in the United States for MMWR week 2 is displayed below. The current U.S. flu weekly report may be found [here](#).



For more information on flu surveillance activities in the State of Texas, please visit our main [surveillance](#) page.

Statewide Influenza Activity
For the Week Ending January 12, 2008
(MMWR Week 2)



County Influenza Activity Level*	
[White]	No activity
[Grey]	No report
[Hatched]	No information/ no reporters
[Yellow]	Flu A (confirmed by culture or PCR)
[Green]	Flu B (confirmed by culture or PCR)
[Red]	Flu A and B (confirmed by culture or PCR)
[Cyan]	Rapid test positive flu
[Dark Blue]	Influenza-like illness only (no laboratory confirmation)

State Activity Level as Reported to CDC

- Widespread**
- Regional
- Local
- Sporadic
- No activity

*Influenza activity level corresponds to current MMWR week only and does not reflect previous weeks' activity.

Last Updated: Tuesday, January 22, 2008

Texas Department of State Health Services - Infectious Disease Control Unit
1100 West 49th Street, Suite T801, Mail Code: 1960 PO BOX 149347 - Austin, TX 78714-9347
(512) 458-7676 - Fax: (512) 458-7616 - E-Mail

[Topics A-Z / Site Map](#)