

Surveillance

En Español



Influenza

(Flu)

ICD-9 487; ICD-10 J10,11

Related Topics: [Protecting Yourself During the Cold and Flu Season](#), [Avian Flu](#), [Vaccine Preventable Diseases](#) and [SARS](#)**2007 - 2008 Texas Influenza Surveillance Information****Influenza Surveillance Report for MMWR Week 1**

The influenza (flu) activity level for Texas for the week ending January 5, 2008 is "regional." Regional activity indicates that two or more but less than half of the regions in the state are experiencing an increase in influenza-like illness (ILI) and have recent culture-confirmed influenza.

Reports were received from all 11 Health Service Regions (HSRs) for week 1. HSRs 2/3, 6/5S, 7, and 8 reported an increase in flu activity from the previous week. For a map of Health Service Regions, please visit the following website:

<http://www.dshs.state.tx.us/regions/state.shtm>

During week 1, nine hospital laboratories throughout Texas reported conducting a total of 951 influenza tests (antigen, culture, and PCR) to the National Respiratory and Enteric Virus Surveillance System (NREVSS) sponsored by the Centers for Disease Control and Prevention (CDC). One hundred and fourteen antigen detection tests positive for influenza A/not subtyped were reported from Bell, Bexar, Collin, Harris, and Nueces counties. Two antigen detection tests positive for influenza B were reported from Bexar and Nueces counties. One PCR test positive for influenza A/not subtyped was reported from a patient residing in Lee County. Additional PCR tests positive for influenza A/not subtyped and influenza B were reported from Tarrant County. A total of 38 reports of culture-confirmed influenza were received from NREVSS, the Texas Department of State Health Services Laboratory, and other sources for the following counties:

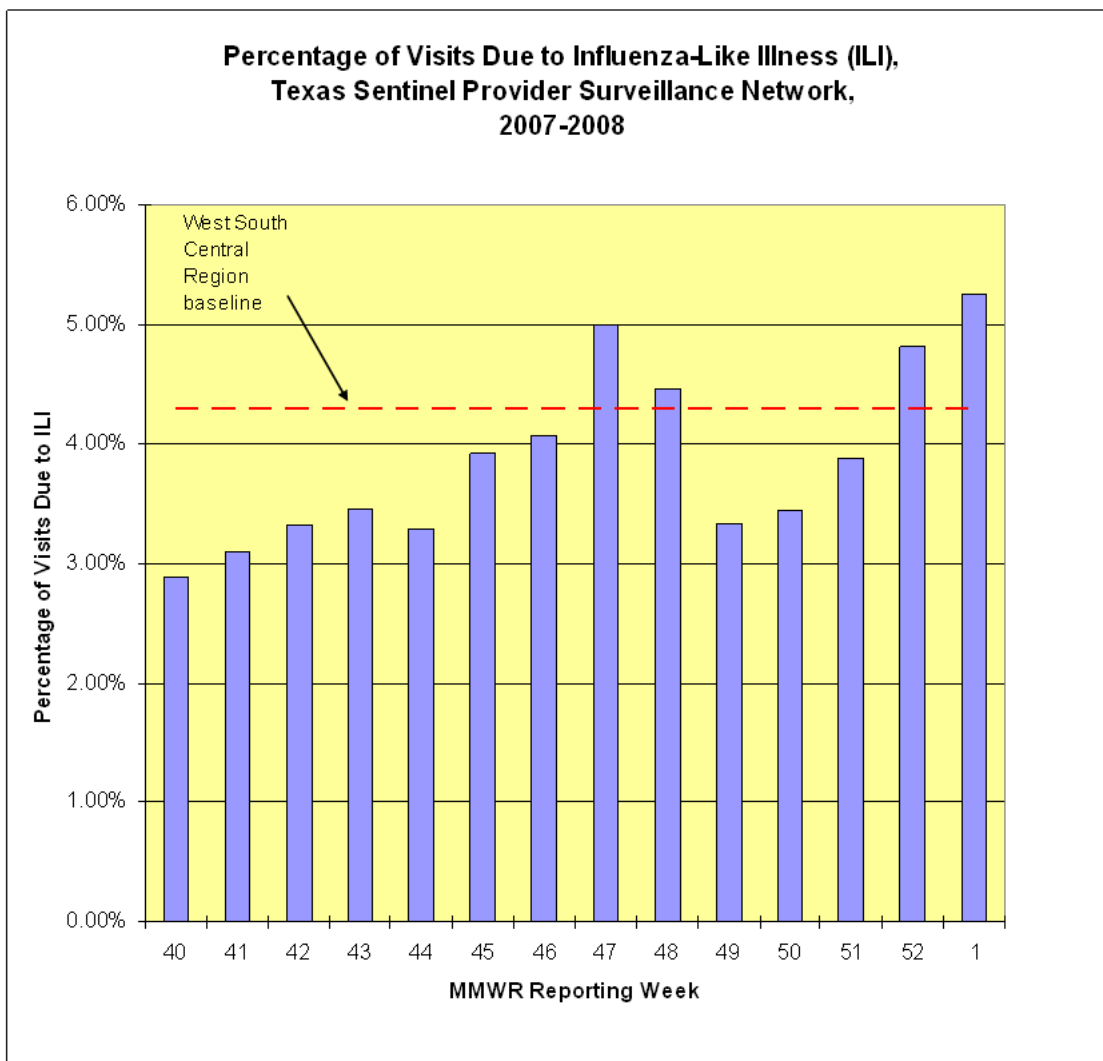
Influenza A/H1	Influenza A/H3	Influenza A/not subtyped	Influenza B
Bexar County	Angelina County	Bell County (4)	El Paso County (2)
El Paso County (2)	Bexar County	Dallas County (6)	Erath County
Hemphill County	Erath County	Harris County (12)	Galveston County
		McLennan County (2)	Harris County
			Randall County
			Travis County

Additional positive results from point-of-care rapid flu tests were reported by providers throughout the state (see Texas map below).

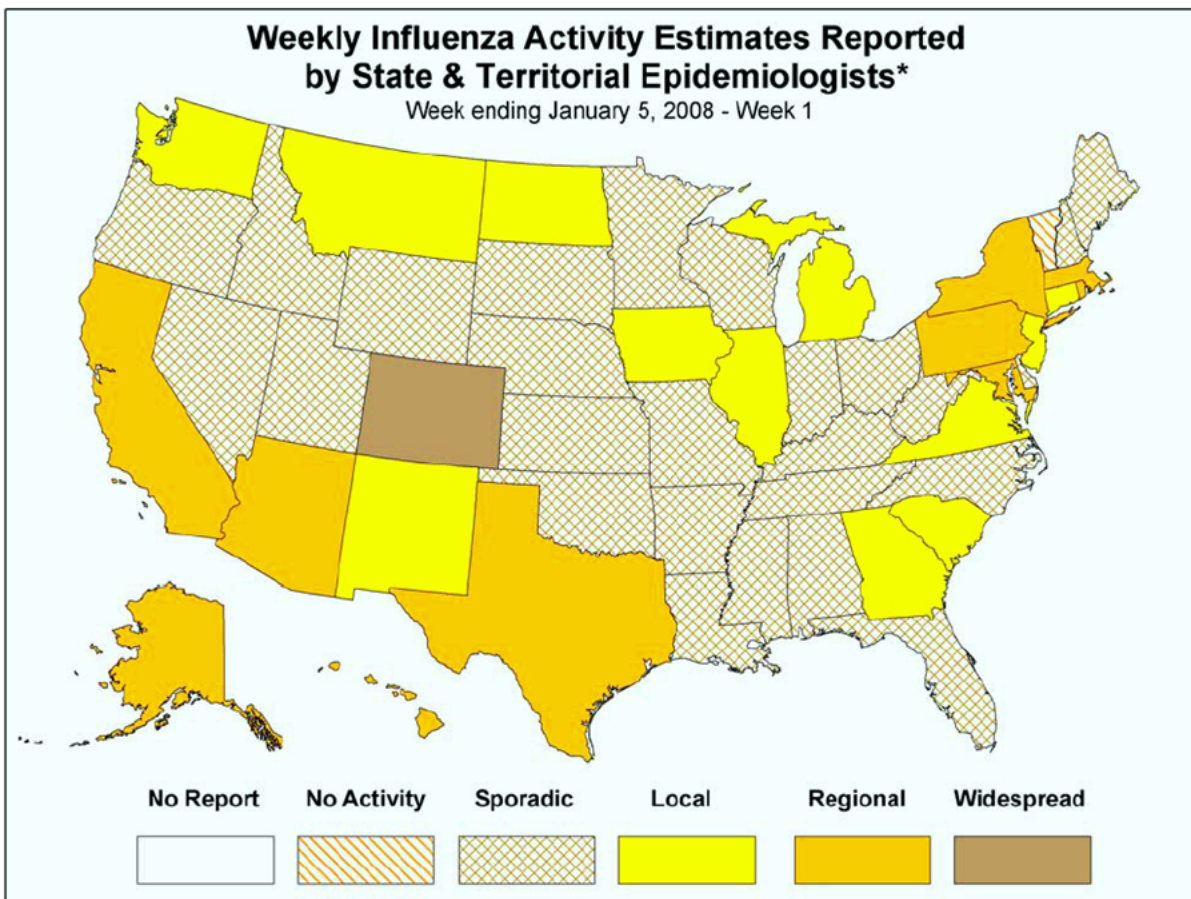
No institutional outbreaks or school closures were reported for week 1.

Seventy-seven sentinel providers reported data to the U.S. Influenza Sentinel Provider Surveillance System (SPSN) on patients with influenza-like illness (ILI) and total patients seen for any reason during week 1; of those, 50 (65%) providers reported seeing at least one patient with ILI. Of all patient visits during this week, 5.27% were due to ILI. The ILI baseline for the West South Central Region (Arkansas, Louisiana, Oklahoma, and Texas) of the United States is 4.3% for the 2007-2008 season. The baseline is the mean percentage of patient visits for ILI during non-influenza weeks for the previous three seasons plus two standard deviations.

Percentage of Influenza-Like Illness (ILI) Reported by Sentinel Providers in Texas as of (1/14/2008 2:49:17 PM)								
Week	# Reporting	Age 0-4	Age 5-24	Age 25-64	Age over 64	Total ILI	Total Patients	% ILI
2007-40	84	256	163	151	49	619	21410	2.89
2007-41	88	264	255	207	58	784	25255	3.10
2007-42	86	274	270	261	50	855	25776	3.32
2007-43	85	368	290	208	47	913	26428	3.45
2007-44	95	391	276	206	55	928	28213	3.29
2007-45	87	411	314	243	39	1007	25665	3.92
2007-46	79	420	299	215	65	999	24540	4.07
2007-47	90	470	302	272	73	1117	22380	4.99
2007-48	83	490	284	299	74	1147	25696	4.46
2007-49	83	221	279	162	16	678	20296	3.34
2007-50	79	241	247	126	16	630	18284	3.45
2007-51	64	158	186	185	26	555	14321	3.88
2007-52	71	165	191	191	22	569	11828	4.81
2008-01	77	167	273	329	18	787	14944	5.27

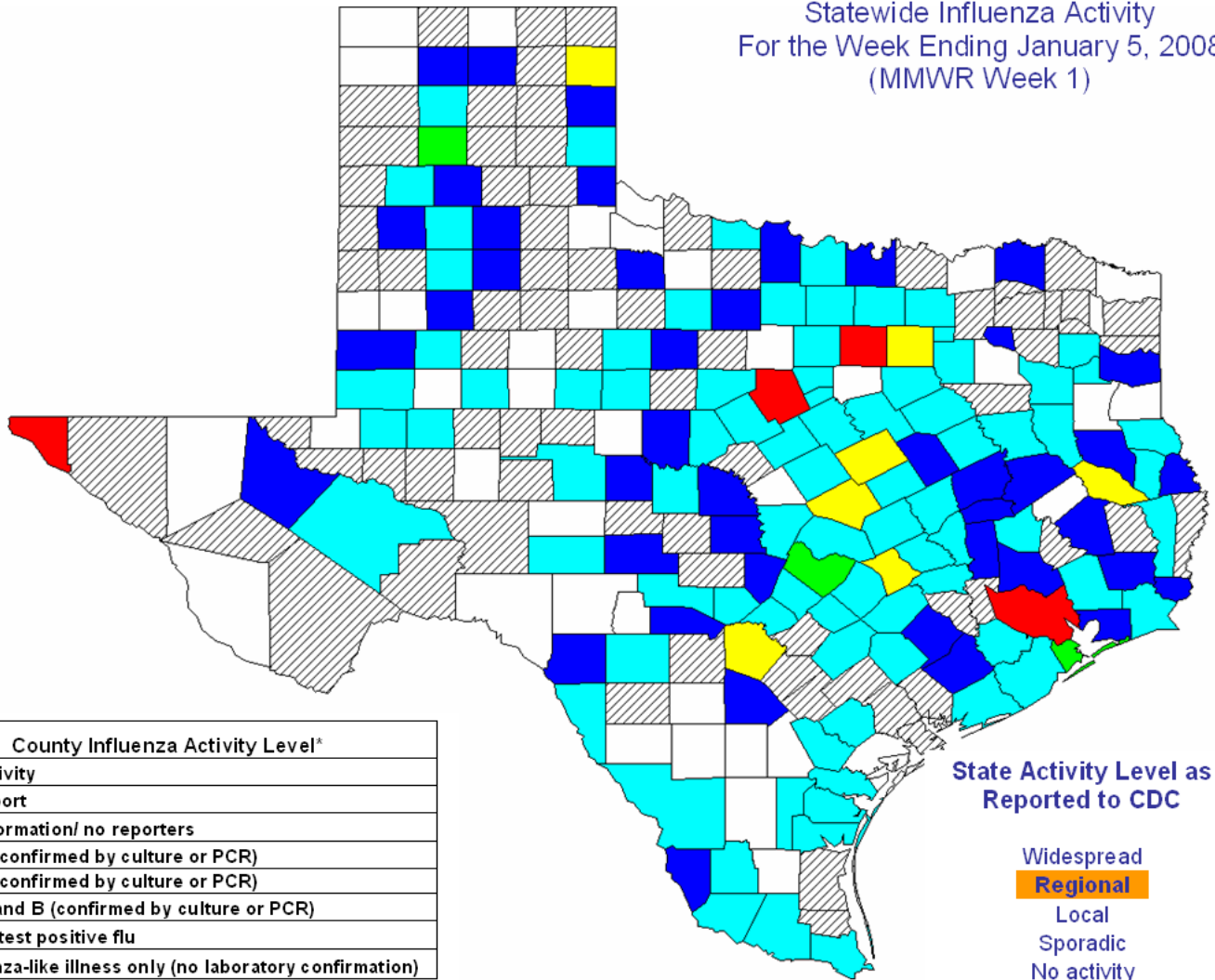


The map showing influenza activity in the United States for MMWR week 1 is displayed below. The current U.S. flu weekly report may be found at: <http://www.cdc.gov/flu/weekly/fluactivity.htm>



For more information on flu surveillance activities in the State of Texas, please visit our main [surveillance](#) page.

Statewide Influenza Activity
For the Week Ending January 5, 2008
(MMWR Week 1)



*Influenza activity level corresponds to current MMWR week only and does not reflect previous weeks' activity.

Last Updated: Monday, January 14, 2008

Texas Department of State Health Services - Infectious Disease Control Unit
1100 West 49th Street, Suite T801, Mail Code: 1960 PO BOX 149347 - Austin, TX 78714-9347
(512) 458-7676 - Fax: (512) 458-7616 - E-Mail

Topics A-Z / Site Map