


# Texas Preventable Disease NEWS



contents:

BUREAU OF EPIDEMIOLOGY

1100 West 49th Street, Austin, Texas 78756 (512-458-7207)

## ANNUAL SUMMARY ISSUE

In 1984, a number of significant changes were made in the content and methods of surveillance of reportable diseases in Texas.

- A microcomputer system was installed to eliminate duplicate reports and generate graphic reports.
- Reports by telephone (using the WATS line 1-800-252-8239) were accepted as substitutes for written reports on the C-15 card.
- Extensive efforts were made to obtain uniform information about each reported case including the date of onset and type of laboratory confirmation.
- Eight new diseases were made reportable: bacterial meningitis, campylobacteriosis, coccidioidomycosis, dengue, histoplasmosis, legionnaire's disease, toxic shock syndrome, and viral hemorrhagic fevers.
- Two diseases were removed from the list of reportable diseases: rheumatic fever and smallpox.

For these reasons, the summary data included in this issue are not directly comparable to past years. However, these figures represent improved estimates of disease activity and the effectiveness of public health efforts in the state of Texas. More detailed analyses are available from the Bureau of Epidemiology upon request. The following graphs of representative diseases are presented to illustrate the marked seasonal variations among communicable diseases. Note that Campylobacteriosis was not required to be reported until August 1984.

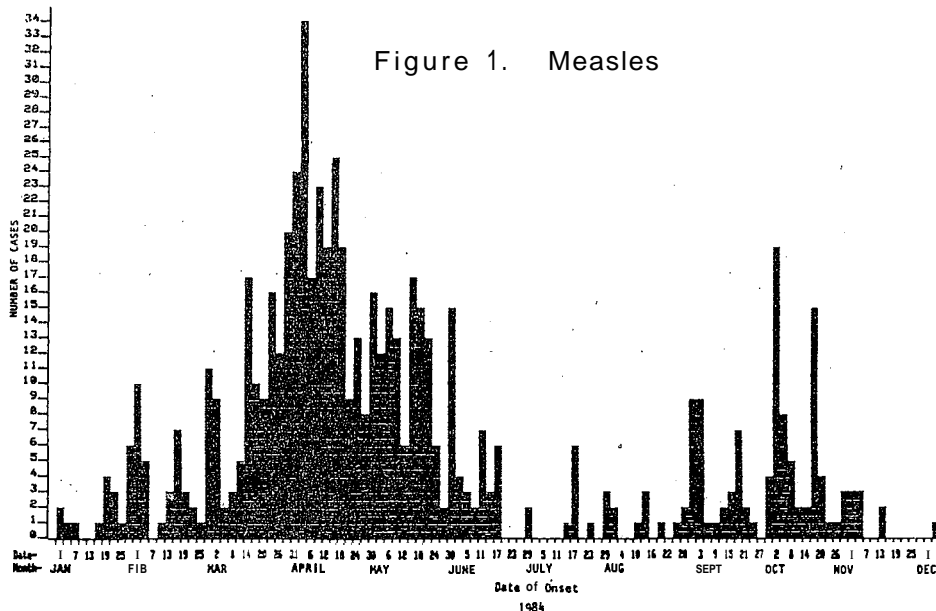


Figure 1. Measles

ANNUAL SUMMRRY OF REPORTABLE DISERSES IN TEXRS  
1984

REPORTABLE DISEASE	PHR 1	PHR 2/12	PHR 3	PHR 4	PHR 5	PHR 6	PHR 7/10	PHR 8	PHR 9	PHR 11	1983	CUMULATIVE 1984
AIDS		1	1	1	74	20	5	7	7	121	97	236
Amebiasis	4	9	11	4	56	100	5	117	9	41	412	356
Botulism		1	3	1			3		1		3	9
Brucellosis			2	2	6		6	4	1	5	84	26
Campylobacteriosis	6	16	22	4	27	30	17		27	42	0	198
Coccidioidomycosis		1	1				1		1		0	4
Encephalitis	3	19	2	5	23	3	16	11	11	20	163	113
Hansen's Disease			1		4			17	3	6	35	31
Hepatitis A	112	90	120	125	1,071	262	93	257	295	180	3,030	2,605
Hepatitis B	61	48	82	81	482	140	95	177	73	305	1,234	1,544
Hepatitis, NA-NB	4	1	5	14	53	9	6	9	14	29	0	144
Hepatitis, U	11	47	81	41	750	128	90	304	34	209	2,387	1,695
Histoplasmosis					2		2		2	4	0	10
Legionellosis		1			7		1	4		1	0	24
Leptospirosis						1	1			2	4	4
Malaria					19	11	1	6	1	39	54	77
Measles	3	272		61	142	15	26	25	3	95	37	642
Meningococcal Infections	2	5		13	65	17	26	4	3	45	188	180
Meningitis, Aseptic	13	23	22	21	168	57	36	43	86	176	1,175	645
Meningitis, H. Infl.	25	19	23	14	155	72	26	19	30	141	0	524
Meningitis, Other Bacterial	5	6	4	10	123	35	19	16	19	64	0	301
Mumps	7	9	20	7	41	18	17	34	13	53	225	219
Pertussis	3			3	13	5	6			30	95	60
Plague		1									0	1
Psittacosis					2		3	2	1	1	7	9
Rabies										1	0	1
Relapsing Fever				1					2		1	3
Reye Syndrome	1	1		2	5	1	1	2	1	3	25	17
RMSF			1	5	27	3	11	6			108	53
Rubella	1	6	4	3	4	2	10	33	7	5	117	75
Salmonellosis	50	77	190	66	524	238	149	273	231	541	2,838	2,339
Shigellosis	32	74	135	16	271	134	63	341	207	386	2,206	1,659
Tetanus				1	4	1		3		1	8	10
Toxic Shock Syndrome	1				11	1	1		1	7	0	22
Trichinosis	12									1	4	13
Tularemia							8			1	13	9
Typhoid		1		1	2	5	1	7	2	11	72	30
Typhus, Endemic			1	2	1	1	2	29		1	46	37
Chickenpox	619	717	881	1,108	3,918	1,116	2,027	1,415	949	3,374	15,031	16,124
Influenza	6,236	12,598	509	12,961	40,588	34,860	19,920	21,951	10,457	18,820	92,160	176,900
Strep Infections	1,003	2,408	313	5,230	9,581	3,929	4,408	3,877	3,120	2,671	38,982	36,540
Scarlet Fever	2	62	12	52	91	36	209	127	46	100	0	739

NOTE: There have been no reported cases of: Anthrax, Cholera, Dengue, Diphtheria, Polio, Q Fever, or Yellow Fever

\*\*\*

TEXAS POPULATION BY PUBLIC HEALTH REGION - 1984\*

PHR	POPULATION	PHR	POPULATION	PHR	POPULATION
1	392,206	5	3,566,359	9	1,478,857
2/12	758,209	6	1,491,320	11	3,783,317
3	574,926	7/10	1,584,033	TOTAL	15,779,240
4	687,431	8	1,462,583		

\*Texas Department of Health Population Data System

\*\*\*

CUMULATIVE TOTALS FOR DISEASES REPORTED TO THE BUREAU OF COMMUNICABLE DISEASE SERVICES  
FINAL FOR 1984

REGION	STATEWIDE											
	1	2/12	3	4	5	6	7/10	8	9	11	1983	1984
TUBERCULOSIS	24	43	66	38	339	92	135	217	155	653	1965	1762
P&S SYPHILIS	36	90	167	45	1647	450	438	249	440	1574	6254	5136
GONORRHEA	1167	1907	2694	880	19104	15522	5964	2068	4020	22476	76903	65802

Figure 2. Salmonellosis

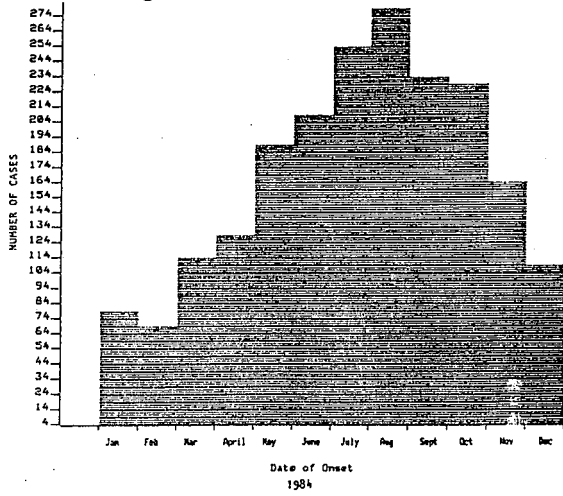


Figure 3. Aseptic Meningitis

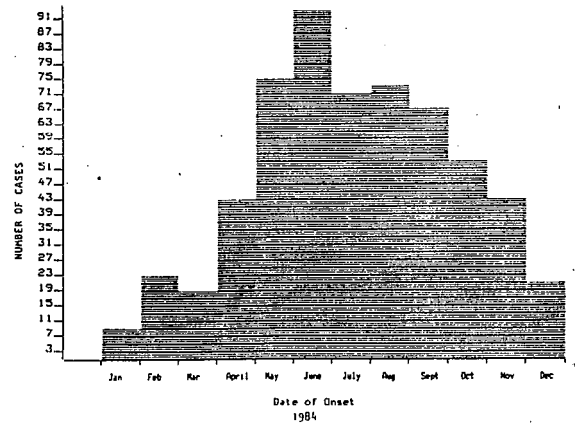


Figure 4. Hemophilus influenzae Meningitis

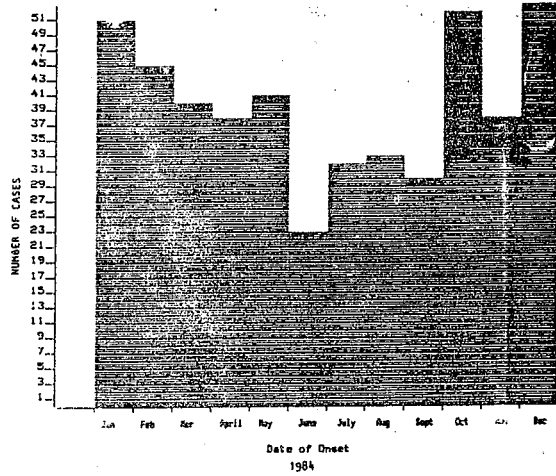


Figure 5. Campylobacteriosis

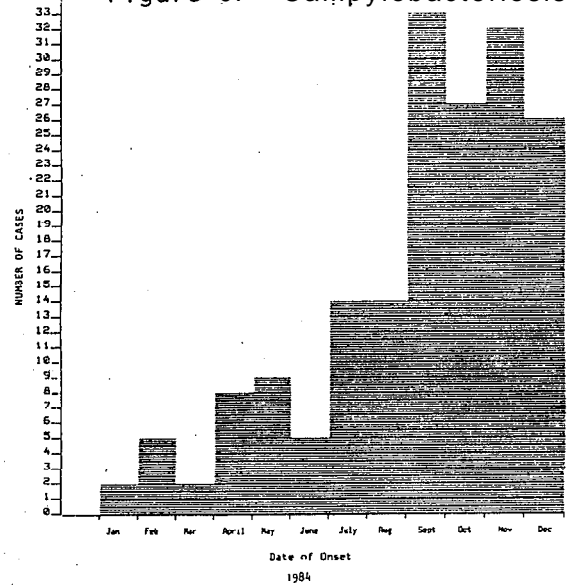


Figure 6. Neisseria Meningitis

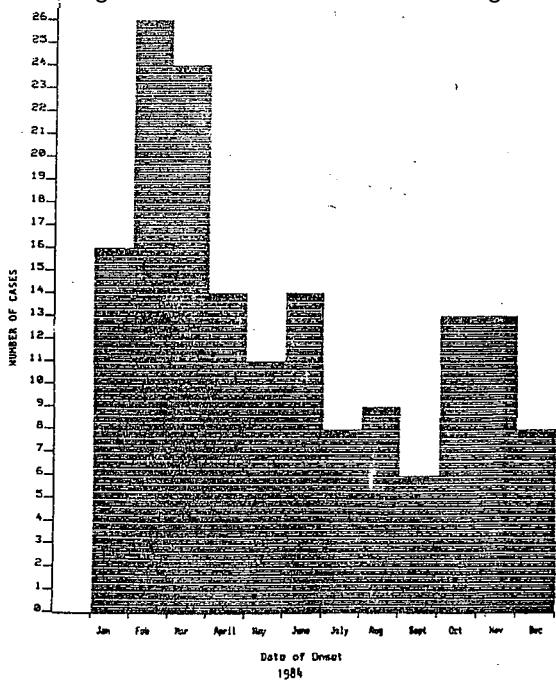


Figure 7. Rocky Mountain Spotted Fever

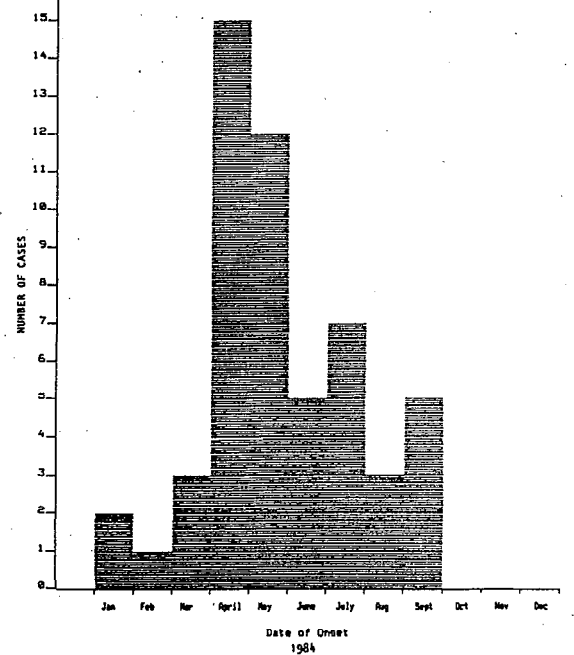


Figure 8. Encephalitis

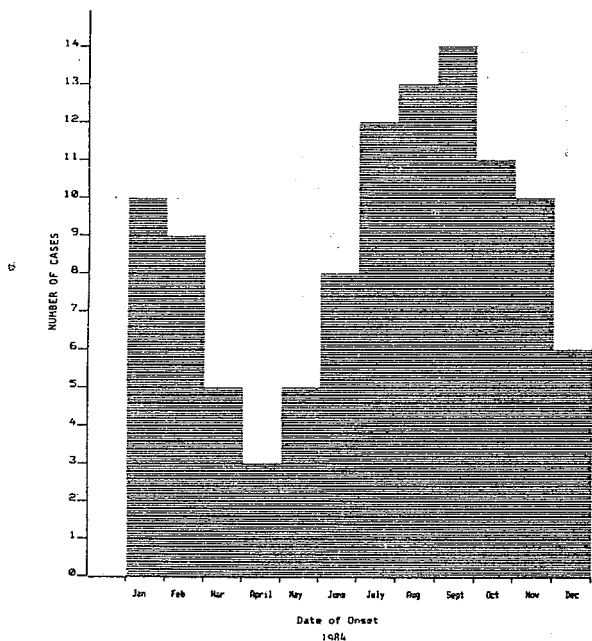
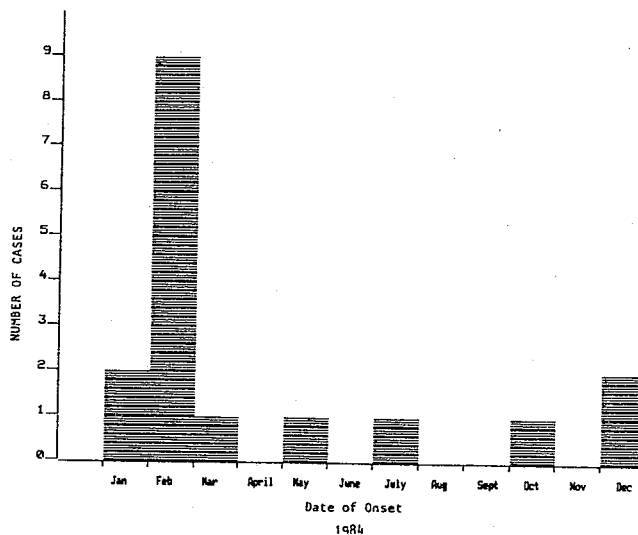


Figure 9. Reye Syndrome



TEXAS PREVENTABLE DISEASE NEWS ( ) is a free, weekly publication of the Texas Department of Health, 1100 West 49th Street, Austin, TX, 78756-3180. Second-class postage paid at Austin, TX. POSTMASTER: Send address changes to TEXAS PREVENTABLE DISEASE NEWS, 1100 West 49th Street, Austin, TX 78756-3180.

TEXAS PREVENTABLE DISEASE NEWS  
 Texas Department of Health  
 1100 West 49th Street  
 Austin, TX 78756-3180

APPLICATION TO MAIL AT  
 SECOND CLASS POSTAGE RATES  
 PENDING AT AUSTIN, TX

RETURN POSTAGE GUARANTEED