

Respiratory Care Practitioners Growth Trends

This fact sheet is an overview of the trends, distribution, and demographics of respiratory care practitioners (RCPs) in Texas. In 2022, there were 13,817 actively licensed RCPs in Texas.

- This number represented a 0.2% increase since 2017 and a 5.6% increase since 2012 (Figure 1).
- The ratio of the Texas population per one RCP in 2012 was 1,998:1 and in 2022 it was 2,220:1. The ratio of population to RCP has increased by 11.1% (Figure 2).¹

Figure 1. Total Texas RCPs

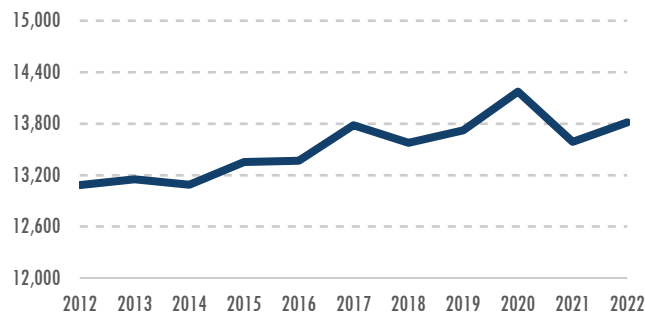
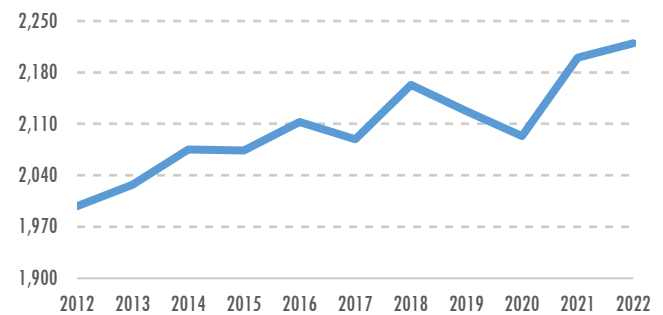


Figure 2. Ratio of Texas Population to RCP¹



Geographic Distribution of Respiratory Care Practitioners

Figure 3. Ratio of Texas Population to RCP by County¹

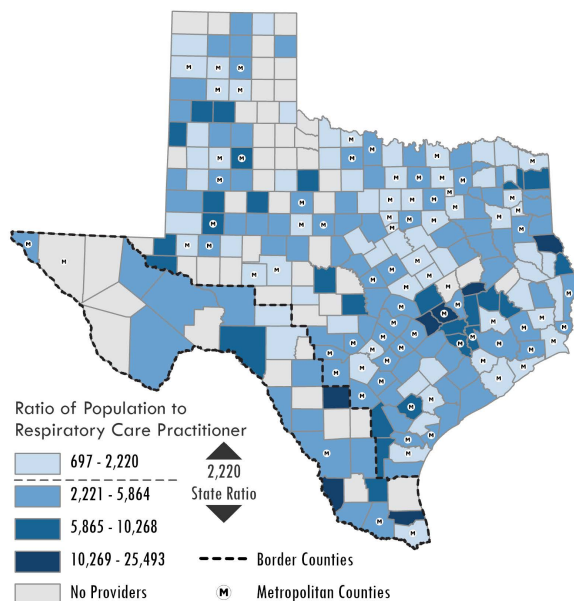


Table 1. Ratio of Texas Population to RCP by Geographic Designation¹

Geographic Designation	Ratio of Population to RCP
Metropolitan	2,142:1
Non-metropolitan	3,253:1
Border	2,563:1
Non-border	2,189:1
Texas	2,220:1

- The ratio of the Texas population to one RCP was higher in non-metropolitan counties compared to metropolitan counties.
- The ratio of the Texas population to one RCP was higher in non-border counties compared to border counties.
- 50 counties had no RCPs (Figure 3).

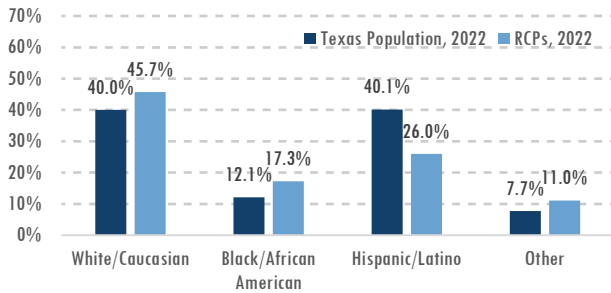
¹ Population numbers are sourced from the Texas Demographic Center (previously the Texas State Data Center). The center regularly updates the demographic projections therefore, population numbers for a particular year may differ depending on the date the data was retrieved.

Demographics of Respiratory Care Practitioners

Race/Ethnicity

Hispanic/Latino RCPs were underrepresented when compared to the Texas population (Figure 4).² Race/ethnicity data were available for 12,517 of 13,817 RCPs (90.6%).

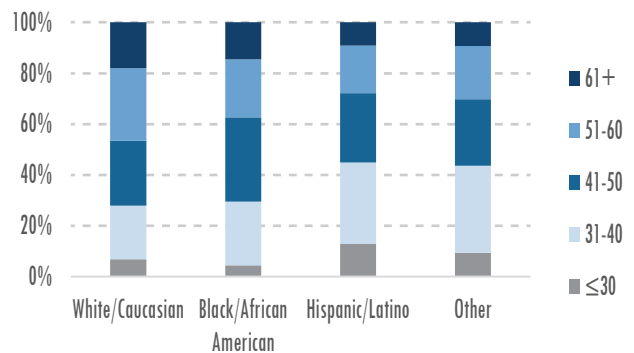
Figure 4. Race/Ethnicity of Texas Population and RCPs²



Age Distribution by Race/Ethnicity

- 18.1% of White/Caucasian RCPs were 61 years of age or over, while 27.9% were aged 40 years or under (Figure 5).
- 33.1% of Black/African American RCPs were between 41 and 50 years of age, and 29.5% were aged 40 years or under (Figure 5).
- 27.3% of Hispanic/Latino RCPs were between 41 and 50 years of age, and 44.9% were aged 40 years or under (Figure 5).

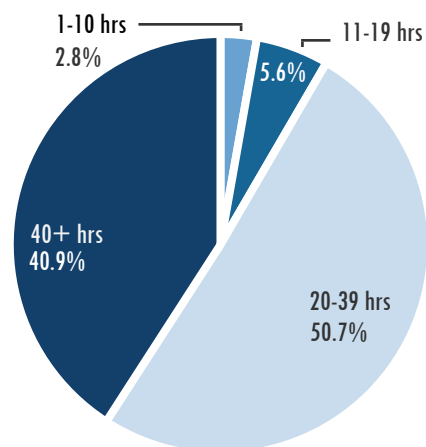
Figure 5. Age Distribution of RCPs by Race/Ethnicity



Employment Characteristics of Respiratory Care Practitioners

- As seen in Figure 6, 50.7% of RCPs reported practicing for 20 to 39 hours hours.
- 40.9% of RCPs reported practicing for 40 or more hours.
- Primary practice hours data were available for 11,080 of 13,817 RCPs (80.2%).

Figure 6. Primary Practice Hours of RCPs



²Population numbers are sourced from the Texas Demographic Center (previously the Texas State Data Center). The center regularly updates the demographic projections therefore, population numbers for a particular year may differ depending on the date the data was retrieved.



- In 2022, the top three primary practice settings for RCPs were hospital based setting (83.9%), an "other" setting (6.6%), and direct (5.2%).
- Primary practice setting data were available for 10,821 of 13,817 RCPs (78.3%).

Table 2. Primary Practice Setting of RCPs

Setting	Number of RCPs
Hospital Based	9,084
Direct	567
VA	166
Solo	68
Medical School Faculty	60
Military	56
Partnership/Group	48
Research	27
HMO	20
PHS	9
Other	716
Total	10,821

