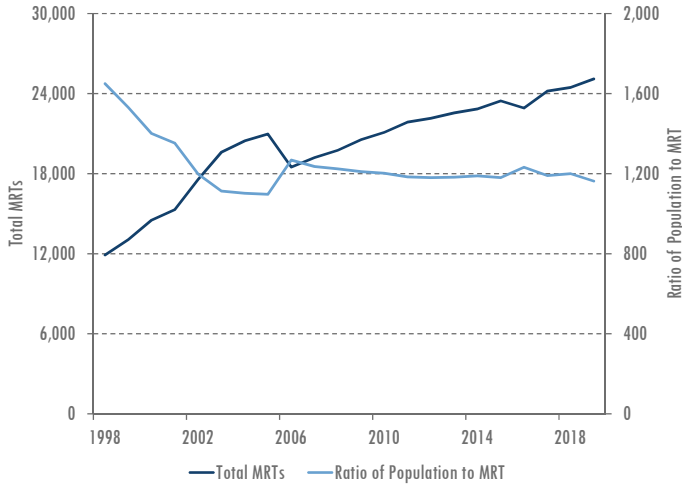




Medical Radiologic Technologists

2019

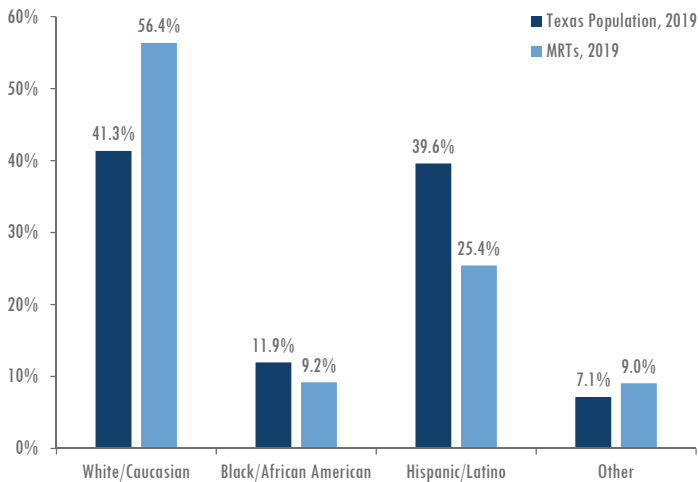
MRT Growth Trends



In 2019, there were 25,104 actively licensed medical radiologic technologists (MRTs) providing care in Texas.

- This number represented a 9.9% increase since 2014 and a 22.1% increase since 2009.
- Relative to population growth, the size of the MRT workforce has improved by 3.9% over the past 10 years.

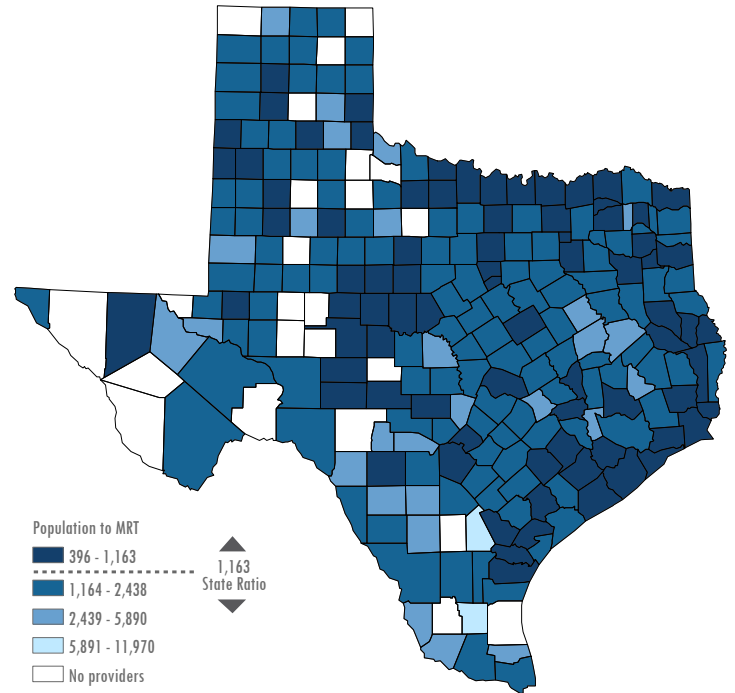
Race/Ethnicity of MRTs



Black/African American and Hispanic/Latino MRTs were underrepresented when compared to the Texas population.¹

¹ Race/ethnicity data were available for 22,357 of the state's 25,104 MRTs.

Ratio of Texas Population to MRT by County



| Geographic Designation | Ratio of Population to MRT |
|------------------------|----------------------------|
| Metropolitan | 1,146 |
| Non-metropolitan | 1,323 |
| Border | 1,676 |
| Non-border | 1,126 |
| Texas | 1,163 |

MRTs were not evenly distributed throughout the state.

- There was a 14.3% difference between the number of MRTs in metropolitan and non-metropolitan areas even after controlling for population differences.
- Between border and non-border areas, the percent difference was 39.3%.



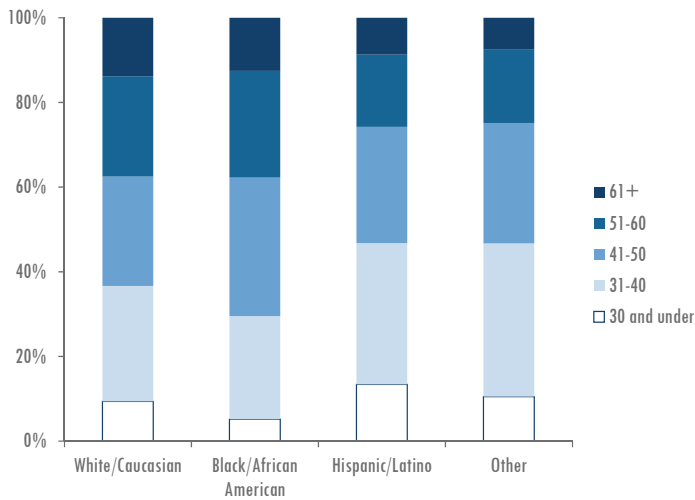
Age Distribution of MRTs

| Age Group | Number | Percent |
|--------------|---------------|---------------|
| ≤30 | 3,816 | 15.2% |
| 31-35 | 3,381 | 13.5% |
| 36-40 | 3,913 | 15.6% |
| 41-45 | 3,245 | 12.9% |
| 46-50 | 3,140 | 12.5% |
| 51-55 | 2,649 | 10.6% |
| 56-60 | 2,293 | 9.1% |
| 61-65 | 1,699 | 6.8% |
| >65 | 968 | 3.9% |
| Total | 25,104 | 100.0% |

Within 10 years, 19.8% of the current Texas MRT workforce will be eligible for retirement.

- 3.9% of active MRTs in Texas were older than 65 years of age in 2019.
- 44.3% were 40 years of age or younger.

Age Distribution of MRTs by Race/Ethnicity



- Among white/Caucasian MRTs, 36.6% were aged 40 years or younger, while 13.8% were 61 years of age or older.
- 32.7% of blacks/African Americans were between 41 and 50 years of age. Another 29.5% were aged 40 years or younger.
- 46.8% of Hispanics/Latinos were aged 40 years or younger, while 8.7% were 61 years of age or older.

Primary Practice Setting of MRTs

| Setting | Number of MRTs |
|---------------------------------|---------------------------|
| Hospital-based | 12,855 |
| Direct medical care | 1,384 |
| Partnership or group | 1,030 |
| Solo | 422 |
| Veterans affairs | 187 |
| Medical school faculty | 161 |
| Military | 100 |
| Health maintenance organization | 47 |
| Public health service | 45 |
| Research | 24 |
| Other | 2,840 |
| Total | 19,095² |

² Primary practice setting data were available for 19,095 of the state's 25,104 MRTs.